

What's in This Section

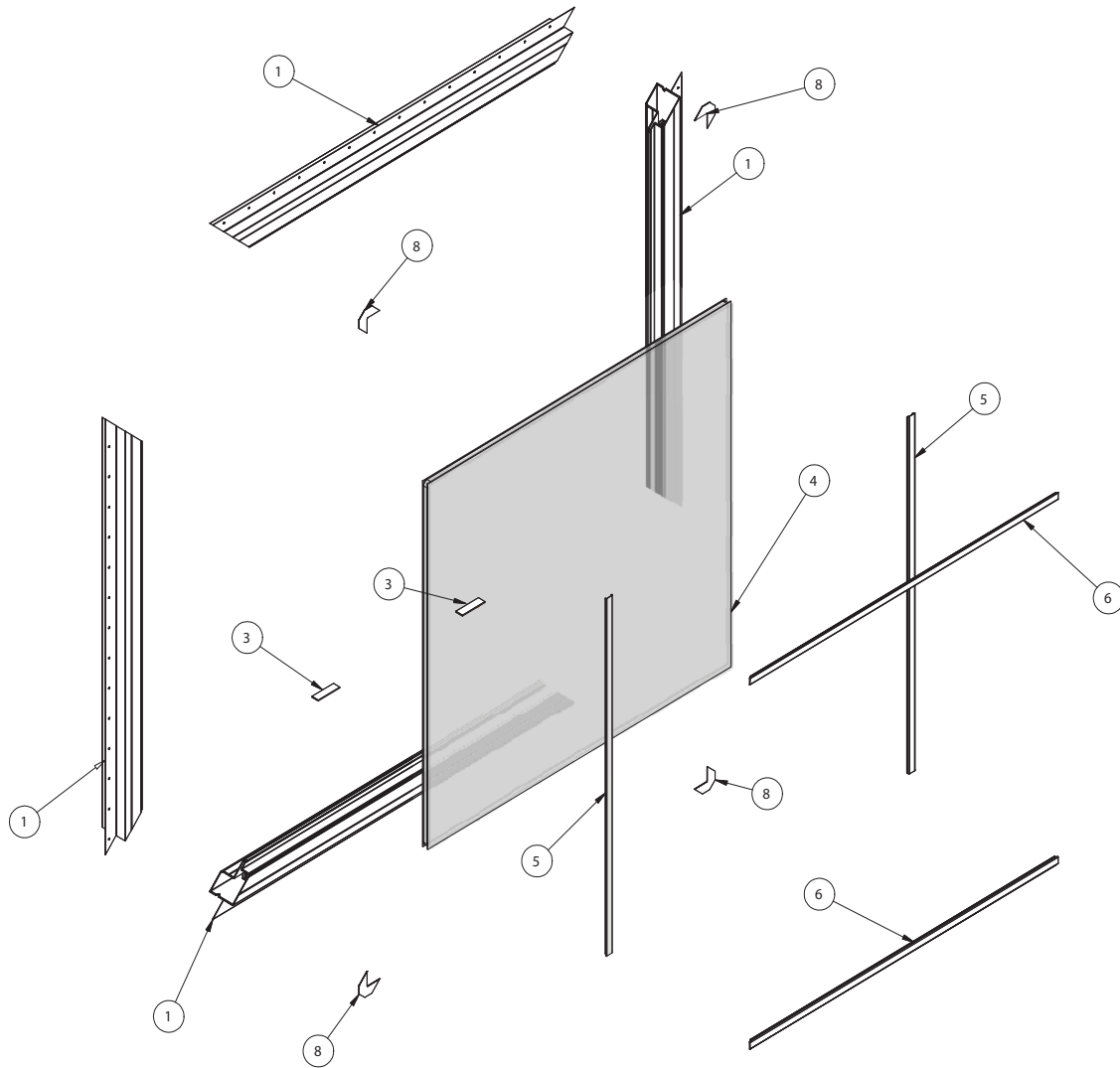
Standard and Custom Windows	Page 3
Parts Illustration	3
Parts Illustration - Picture Window	3
Color Options Exterior	4
Color Options Interior	4
Unit Sizes	5
Unit Sizes - Fixed Windows	5
100 Series Fixed Window Warranty Label	7
Glass	8
Glass	8
Glazing Beads	9
Setting Block	9
Frames	10
Frame Parts	10
Installation Screws	10
Joining Components	11
Joining Components	11
 Service Replacement	 Page 13
Service Replacement Only Parts	13
Trim Strip	13

100 Series Specialty Windows (2008 to Present)

Standard and Custom Windows

Parts Illustration

Parts Illustration - Picture Window



1. Frame
3. [Setting Block](#)
4. [Glass](#)
5. [Glazing Bead Stile](#)
6. [Glazing Bead Rail](#)
8. [Flange Gasket](#)

Manufactured 2008 to Present

100 Series Picture Window Unit Parts

Unit viewed from exterior.

Parts Illustration

Color Options Exterior



Dark
Bronze




Cocoa
Bean



Terratone



Sandtone



White



Black

Color Options Interior



Sandtone



White

100 Series Specialty Windows (2008 to Present)

Standard and Custom Windows

Unit Sizes

Unit Sizes - Fixed Windows

Note:

Unit Dimension refers to overall outside-to-outside frame. Unobstructed Glass refers to visible glass dimensions.

See [Measuring Visible Glass Video](#).



= Available Quarter Circle Sizes = Available Circle Sizes

Unit Dimension	11 1/2" (292)	1'-5 1/2" (445)	1'-11 1/2" (597)	2'-5 1/2" (749)	2'-11 1/2" (902)	3'-5 1/2" (1054)	3'-11 1/2" (1207)	4'-5 1/2" (1359)	4'-11 1/2" (1511)	5'-5 1/2" (1664)	5'-11 1/2" (1816)	6'-5 1/2" (1969)	6'-11 1/2" (2121)	7'-5 1/2" (2273)	7'-11 1/2" (2426)
Rough Opening	1'-0" (305)	1'-6" (457)	2'-0" (610)	2'-6" (762)	3'-0" (914)	3'-6" (1067)	4'-0" (1219)	4'-6" (1372)	5'-0" (1524)	5'-6" (1676)	6'-0" (1829)	6'-6" (1981)	7'-0" (2134)	7'-6" (2286)	8'-0" (2438)
11 1/2" (292)															
1'-0" (305)	1010	1610	2010	2610	3010	3610	4010	4610	5010	5610	6010	6610	7010	7610	8010
1'-5 1/2" (445)															
1'-6" (457)	1016	1616	2016	2616	3016	3616	4016	4616	5016	5616	6016	6616	7016	7616	8016
1'-11 1/2" (597)															
2'-0" (610)	1020	1620	2020	2620	3020	3620	4020	4620	5020	5620	6020	6620	7020	7620	8020
2'-5 1/2" (749)															
2'-6" (762)	1026	1626	2026	2626	3026	3626	4026	4626	5026	5626	6026	6626	7026	7626	8026
2'-11 1/2" (902)															
3'-0" (914)	1030	1630	2030	2630	3030	3630	4030	4630	5030	5630	6030	6630	7030	7630	8030
3'-5 1/2" (1054)															
3'-6" (1067)	1036	1636	2036	2636	3036	3636	4036	4636	5036	5636	6036	6636	7036	7636	8036
3'-11 1/2" (1207)															
4'-0" (1219)	1040	1640	2040	2640	3040	3640	4040	4640	5040	5640	6040	6640	7040	7640	8040
4'-5 1/2" (1359)															
4'-6" (1372)	1046	1646	2046	2646	3046	3646	4046	4646	5046	5646	6046	6646	7046	7646	8046
4'-11 1/2" (1511)															
5'-0" (1524)	1050	1650	2050	2650	3050	3650	4050	4650	5050	5650	6050	6650	7050	7650	8050
5'-5 1/2" (1664)															
5'-6" (1676)	1056	1656	2056	2656	3056	3656	4056	4656	5056	5656	6056	6656	7056	7656	8056
5'-11 1/2" (1816)															
6'-0" (1829)	1060	1660	2060	2660	3060	3660	4060	4660	5060	5660	6060	6660	7060	7660	8060
6'-5 1/2" (1969)															
6'-6" (1981)	1066	1666	2066	2666	3066	3666	4066	4666	5066	5666	6066				
6'-11 1/2" (2121)															
7'-0" (2134)	1070	1670	2070	2670	3070	3670	4070	4670	5070	5670	6070				
7'-5 1/2" (2273)															
7'-6" (2286)	1076	1676	2076	2676	3076	3676	4076	4676	5076	5676	6076				
7'-11 1/2" (2426)															
8'-0" (2438)	1080	1680	2080	2680	3080	3680	4080	4680	5080	5680	6080				

100 Series Fixed Window Unit Sizes

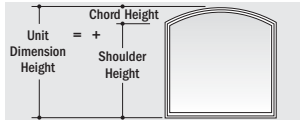
Unit Sizes

Unit Sizes - Fixed Windows

Note:

Unit Dimension refers to overall outside-to-outside frame. Unobstructed Glass refers to visible glass dimensions.

See [Measuring Visible Glass Video](#).



Rough Opening Height - Add 1/2" to unit dimension height.

Unobstructed Glass Height and Width - Subtract 6-1/4" from unit dimension height and width.

Arch Sizes

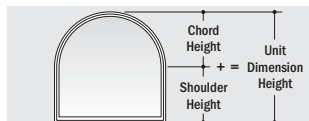
Chord Height	3 1/8"	4"	4 3/4"	5 1/2"	6 3/8"	7 1/2"	8"	8 3/4"	9 5/8"	10 3/8"	11 1/8"	12"	12 3/4"
Radius	1-11 1/2" (597)	2-5 1/2" (749)	2-11 1/2" (902)	3-5 1/2" (1054)	3-11 1/2" (1207)	4-5 1/2" (1359)	4-11 1/2" (1511)	5-5 1/2" (1664)	5-11 1/2" (1816)	6-5 1/2" (1969)	6-11 1/2" (2121)	7-5 1/2" (2273)	7-11 1/2" (2426)
Unit Dimension Width	1-11 1/2" (597)	2-5 1/2" (749)	2-11 1/2" (902)	3-5 1/2" (1054)	3-11 1/2" (1207)	4-5 1/2" (1359)	4-11 1/2" (1511)	5-5 1/2" (1664)	5-11 1/2" (1816)	6-5 1/2" (1969)	6-11 1/2" (2121)	7-5 1/2" (2273)	7-11 1/2" (2426)
Rough Opening Width	2'-0" (610)	2'-6" (762)	3'-0" (914)	3'-6" (1067)	4'-0" (1219)	4'-6" (1372)	5'-0" (1524)	5'-6" (1676)	6'-0" (1829)	6'-6" (1981)	7'-0" (2134)	7'-6" (2286)	8'-0" (2438)
SHOULDER HEIGHT	11 1/2" (292)	2010	2610	3010	3610	4010	4610	5010	5610	6010	6610	7010	7610
	1'-5 1/2" (445)	2016	2616	3016	3616	4016	4616	5016	5616	6016	6616	7016	7616
	1'-11 1/2" (597)	2020	2620	3020	3620	4020	4620	5020	5620	6020	6620	7020	7620
	2'-5 1/2" (749)	2026	2626	3026	3626	4026	4626	5026	5626	6026	6626	7026	7626
	2'-11 1/2" (902)	2030	2630	3030	3630	4030	4630	5030	5630	6030	6630	7030	7630
	3'-5 1/2" (1054)	2036	2636	3036	3636	4036	4636	5036	5636	6036	6636	7036	7636
	3'-11 1/2" (1207)	2040	2640	3040	3640	4040	4640	5040	5640	6040	6640	7040	7640
	4'-5 1/2" (1359)	2046	2646	3046	3646	4046	4646	5046	5646	6046	6646	7046	7646
	4'-11 1/2" (1511)	2050	2650	3050	3650	4050	4650	5050	5650	6050	6650	7050	7650
	5'-5 1/2" (1664)	2056	2656	3056	3656	4056	4656	5056	5656	6056	6656	7056	7656
	5'-11 1/2" (1816)	2060	2660	3060	3660	4060	4660	5060	5660	6060	6660	7060	7660

Springline™ Sizes

Chord Height	11 3/4"	14 3/4"	17 3/4"	20 3/4"	23 3/4"	26 3/4"	29 3/4"	32 3/4"	35 3/4"
Unit Dimension Width	1'-11 1/2" (597)	2'-5 1/2" (749)	2'-11 1/2" (902)	3'-5 1/2" (1054)	3'-11 1/2" (1207)	4'-5 1/2" (1359)	4'-11 1/2" (1511)	5'-5 1/2" (1664)	5'-11 1/2" (1816)
Rough Opening Width	2'-0" (610)	2'-6" (762)	3'-0" (914)	3'-6" (1067)	4'-0" (1219)	4'-6" (1372)	5'-0" (1524)	5'-6" (1676)	6'-0" (1829)
SHOULDER HEIGHT	1'-11 1/2" (597)	2020	2620	3020	3620	4020	4620	5020	5620
	2'-5 1/2" (749)	2026	2626	3026	3626	4026	4626	5026	5626
	2'-11 1/2" (902)	2030	2630	3030	3630	4030	4630	5030	5630
	3'-5 1/2" (1054)	2036	2636	3036	3636	4036	4636	5036	5636
	3'-11 1/2" (1207)	2040	2640	3040	3640	4040	4640	5040	5640
	4'-5 1/2" (1359)	2046	2646	3046	3646	4046	4646	5046	5646
	4'-11 1/2" (1511)	2050	2650	3050	3650	4050	4650	5050	5650

Half Circle Sizes

Unit Dimension	1'-11 1/2" (597)	2'-5 1/2" (749)	2'-11 1/2" (902)
Rough Opening	2'-0" (610)	2'-6" (762)	3'-0" (914)
1'-27/8" (378)	20	1'-57/8" (454)	1'-87/8" (530)
1'-33/8" (391)		1'-63/8" (467)	1'-93/8" (543)
	3'-5 1/2" (1054)	3'-11 1/2" (1207)	4'-5 1/2" (1359)
	3'-6" (1067)	4'-0" (1219)	4'-6" (1372)
1'-117/8" (606)	36	2'-27/8" (683)	2'-57/8" (759)
2'-03/8" (619)		2'-33/8" (695)	2'-63/8" (772)
	4'-11 1/2" (1511)	5'-5 1/2" (1664)	5'-11 1/2" (1816)
	5'-0" (1524)	5'-6" (1676)	6'-0" (1829)
2'-87/8" (835)	50	2'-117/8" (911)	3'-27/8" (987)
2'-93/8" (848)		3'-03/8" (924)	3'-33/8" (1000)
	6-5 1/2" (1969)	6-11 1/2" (2121)	7-5 1/2" (2273)
	6'-6" (1981)	7'-0" (2134)	7'-6" (2286)
3'-57/8" (1064)	66	3'-87/8" (1140)	3'-117/8" (1216)
3'-63/8" (1076)		3'-93/8" (1153)	4'-03/8" (1229)
			4'-27/8" (1292)
			4'-33/8" (1305)



100 Series Fixed Window Unit Sizes

100 Series Specialty Windows (2008 to Present)

Standard and Custom Windows

Unit Sizes


100 Series Fixed Window Warranty Label

Note:

Every 100 Series Fixed Window has a permanent label containing a unique identification number. The product ID number may be 5 to 9 digits long, depending upon the age of the unit. On replacement parts the product ID is the set of numbers that appears before the first hyphen.

The label on a fixed window is located on the head jamb. See [Service Guide 9051877](#).

When ordering replacement parts, please provide the product ID to ensure that replacement parts match the specifications of the original product.



Glass

Glass																			
Glass Only																			
	<p>Note: Glass ships with glazing bead and silicone.</p> <p>Glass options: Twelve (12) primary glazing options</p> <table border="1"> <tr> <td>Low-E</td> <td>Low-E Tempered</td> <td>Low-E Obscure</td> <td>Low-E Tempered Obscure</td> </tr> <tr> <td>Low-E Smart-Sun™</td> <td>Low-E SmartSun™ Tempered</td> <td>Low-E SmartSun™ Obscure</td> <td>Low-E SmartSun™ Tempered Obscure</td> </tr> <tr> <td>Clear Dual Pane</td> <td>Clear Tempered</td> <td>Clear Obscure</td> <td>Clear Tempered Obscure</td> </tr> </table> <p>Each of the above glazings are also available in an STC upgrade package.</p> <p>Finelight™ Grille options: Six (6) primary grille options</p> <table border="1"> <tr> <td>Colonial</td> <td>Modified Colonial</td> <td>Prairie A</td> </tr> <tr> <td>Specified Equal Lite</td> <td>Short Fractional</td> <td>Tall Fractional</td> </tr> </table> <p><i>To order, state:</i></p> <ol style="list-style-type: none"> Generic order #9000405 Warranty label ID # (see warranty label page 7) Manufacturing date and product description 	Low-E	Low-E Tempered	Low-E Obscure	Low-E Tempered Obscure	Low-E Smart-Sun™	Low-E SmartSun™ Tempered	Low-E SmartSun™ Obscure	Low-E SmartSun™ Tempered Obscure	Clear Dual Pane	Clear Tempered	Clear Obscure	Clear Tempered Obscure	Colonial	Modified Colonial	Prairie A	Specified Equal Lite	Short Fractional	Tall Fractional
Low-E	Low-E Tempered	Low-E Obscure	Low-E Tempered Obscure																
Low-E Smart-Sun™	Low-E SmartSun™ Tempered	Low-E SmartSun™ Obscure	Low-E SmartSun™ Tempered Obscure																
Clear Dual Pane	Clear Tempered	Clear Obscure	Clear Tempered Obscure																
Colonial	Modified Colonial	Prairie A																	
Specified Equal Lite	Short Fractional	Tall Fractional																	

100 Series Specialty Windows (2008 to Present)

Standard and Custom Windows

Glass

Glazing Beads

Glazing Bead



Note:


Replacement glazing beads are made to order.

To order, state:

1. Generic order #9000405
2. Warranty label ID # (see warranty label [page 7](#))
3. Manufacturing date and product description

Setting Block

Setting Block



Description

Dimensions

**Silver Line
Order No.**

**Andersen
Order No.**

Note:

Quantity of eight.

1/8" x 7/8" x 3"

34-1022A-1

9046289

Frames

Frame Parts

Frame Corner Gasket		
		Order No.
		34-1148A-BLK

Installation Screws

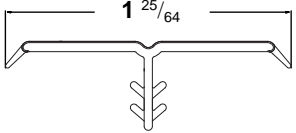
Screw - Installation			
	Description	Color	Order No.
	#8 x 3" Bugle Head, Coarse Thread Note: Use for installation of casement, awning and fixed products.	White	109-00-083003
		Sandtone	00-083003-SND


100 Series Specialty Windows (2008 to Present)


Standard and Custom Windows

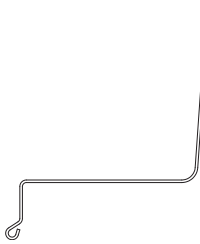
Joining Components

Joining Components

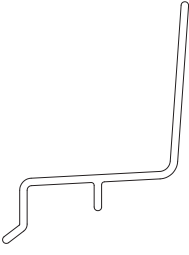
Interior/Exterior Trim - 96" Piece			
	Note: Used June 2012 to present. See page 13 for previous vintage.	Color	Order No.
		White	52-1581A-AWHT
		Terratone®	52-1581A-TT
		Sandtone	52-1581A-SND
		Cocoa Bean	52-1581A-CCBN
		Dark Bronze	52-1581A-DZ
Black	52-1581A-BLK		

Window Mull Accessory Kit				
	Kit Contains: Gusset plates, gusset plate gaskets, screws, flange gaskets and end caps.	Exterior Color	Order No.	
			Interior White	Interior Sandtone
		White	00-100SHCSPW-AWHT	00-0748WIN-WHTSND
		Terratone®	00-100SHCSPW-TT	00-0748WIN-TTSND
		Sandtone	00-100SHCSPW-ST	00-0748WIN-SND SND
		Cocoa Bean	00-100SHCSPW-CCBN	00-0748WIN-CCBNSND
		Dark Bronze	00-100SHCSPW-DZ	00-0748WIN-DZSND
Black	00-0748WIN-BLK	00-0748WIN-BLK SND		

End Cap		
	Color	Order No.
	White	07-1515A-AWHT
	Terratone®	07-1515A-TT
	Sandtone	07-1515A-SND
	Cocoa Bean	07-1515A-CCBN
	Dark Bronze	07-1515A-DZ
Black	07-1515A-BLK	


Head Flashing - Universal Drip Cap / 95.5" Piece		
	Color	Order No.
	White	50-1056A-AWHT
	Terratone®	50-1056A-TT
	Sandtone	50-1056A-SND
	Cocoa Bean	50-1056A-CCBN
	Dark Bronze	50-1056A-DZ
Black	50-1056A-BLK	

Joining Components

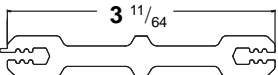
Head Flashing - Universal Drip Cap / 95.5" Piece / 1" Stucco Key Frame		
	Color	Order No.
	White	50-1050A-1AWHT
	Terratone®	50-1050A-1TT
	Sandtone	50-1050A-1SND
	Cocoa Bean	50-1050A-1CCBN
	Dark Bronze	50-1050A-1DZ
	Black	50-1050A-1BLK

Screw - Joining				
	<th>Description</th> <th colspan="2">Order No.</th>	Description	Order No.	
			White	Sandtone
		#8 x 2 3/4" Bugle Head	00-0827501-AWHT	00-0827501-SND
		#8 x 2" Bugle Head HD	00-082080-AWHT	00-082080-SND
	#8 x 3/4" Pan Head	00-0807551		

Gasket - Nailing Flange		
		Order No.
		34-1179A-BLK

Gasket - Gusset Plate		
		Order No.
		34-1060A


Gusset Plate		
		Order No.
		51-5211

Fiberglass Joining Strip - 95" Piece		
		Order No.
		46-1519A

100 Series Specialty Windows (2008 to Present)

Service Replacement

Service Replacement Only Parts

Trim Strip																
Interior/Exterior Trim with VHB Tape Applied - 96" Piece																
	<p>Note: Used through May 2012.</p>	<table border="1"> <thead> <tr> <th>Color</th> <th>Order No.</th> </tr> </thead> <tbody> <tr> <td>White</td> <td>52-1047AWHT</td> </tr> <tr> <td>Terratone®</td> <td>52-1047ATT</td> </tr> <tr> <td>Sandtone</td> <td>52-1047ASND</td> </tr> <tr> <td>Cocoa Bean</td> <td>52-1047ACCBN</td> </tr> <tr> <td>Dark Bronze</td> <td>52-1047DZ</td> </tr> <tr> <td>Black</td> <td>07-1047A-BLK</td> </tr> </tbody> </table>	Color	Order No.	White	52-1047AWHT	Terratone®	52-1047ATT	Sandtone	52-1047ASND	Cocoa Bean	52-1047ACCBN	Dark Bronze	52-1047DZ	Black	07-1047A-BLK
Color	Order No.															
White	52-1047AWHT															
Terratone®	52-1047ATT															
Sandtone	52-1047ASND															
Cocoa Bean	52-1047ACCBN															
Dark Bronze	52-1047DZ															
Black	07-1047A-BLK															

Notes
