

What's in This Section

Clad Outswing Commercial Doors	Page 3
Part Illustrations	3
Parts Illustration - Single Doors	3
Parts Illustration - Double Door	4
Parts Illustration - Active Door	5
Parts Illustration - Passive Door	6
Parts Illustration - Stationary Door	7
Unit Sizes	8
Product Label	8
Standard Sizes of Single & Double Doors	9
Panels	11
Panels - Shapes and Sizes	11
Panel Assembly - Active	12
Panel Assembly - Passive	13
Panel Assembly - Stationary	14
Panel Options	15
Replacement Door Panels	16
Reglazing Kits	16
Replacement Raised & Flat Panels	17
Interior Glazing Stops	18
Astragals	19
Decorative Raised Mouldings	23
Door Panel Parts	24
Grilles	26
Interior and Exterior Grilles	26
Grille Profiles - Standard and Divided Light / Wood	27
Grille Profiles - Divided Light / Aluminum	28
Grille Profiles - Divided Light / Fibrex™	28
Standard Grille Patterns	29
Grille Parts	30

Hardware	31
Flush Bolts	31
Hinges	34
Screws - Hinge	37
Frames	38
Frame Assembly - Active & Passive	38
Frame Assembly - Stationary	39
Sill - Low Profile	40
Sill Parts	41
Extension Jambs - Interior	43
Frame Parts	44
Joining Components	45
Mullion Covers - Interior	45
Mullion Covers - Exterior	46
Interior Casing	47
Casing Profiles	47
Casing Parts	49
Installation Components	51
Installation Components	51
Service Replacement	Page 53
Replacement Parts	53
Service Parts	53

Andersen® Clad Outswing Commercial Doors (2001 to Present)

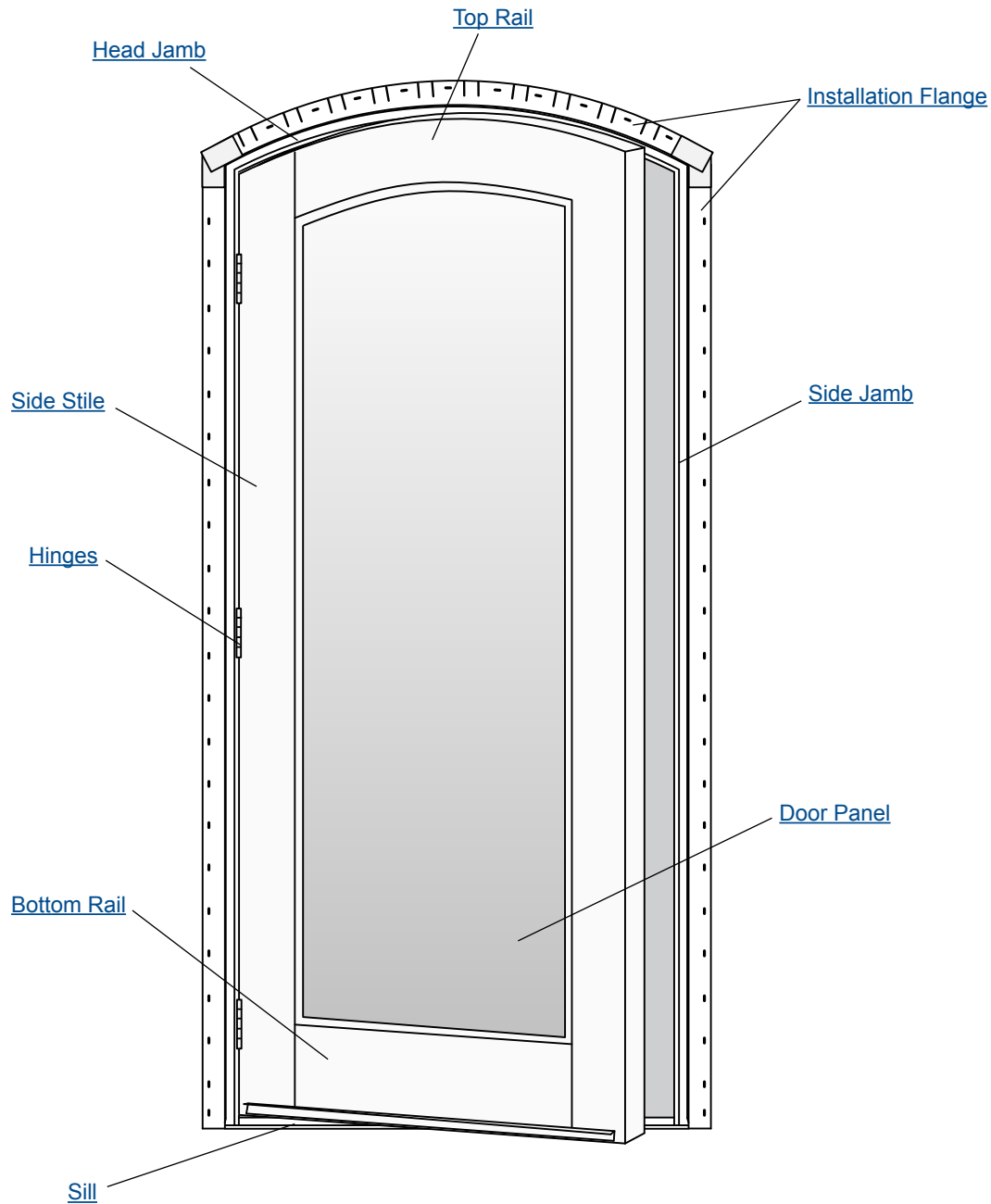
Single and Double Doors

Parts Illustration

Parts Illustration - Single Doors

Note:

Single doors can be active or stationary.



Clad Outswing Commercial Doors Unit Parts - Single Door

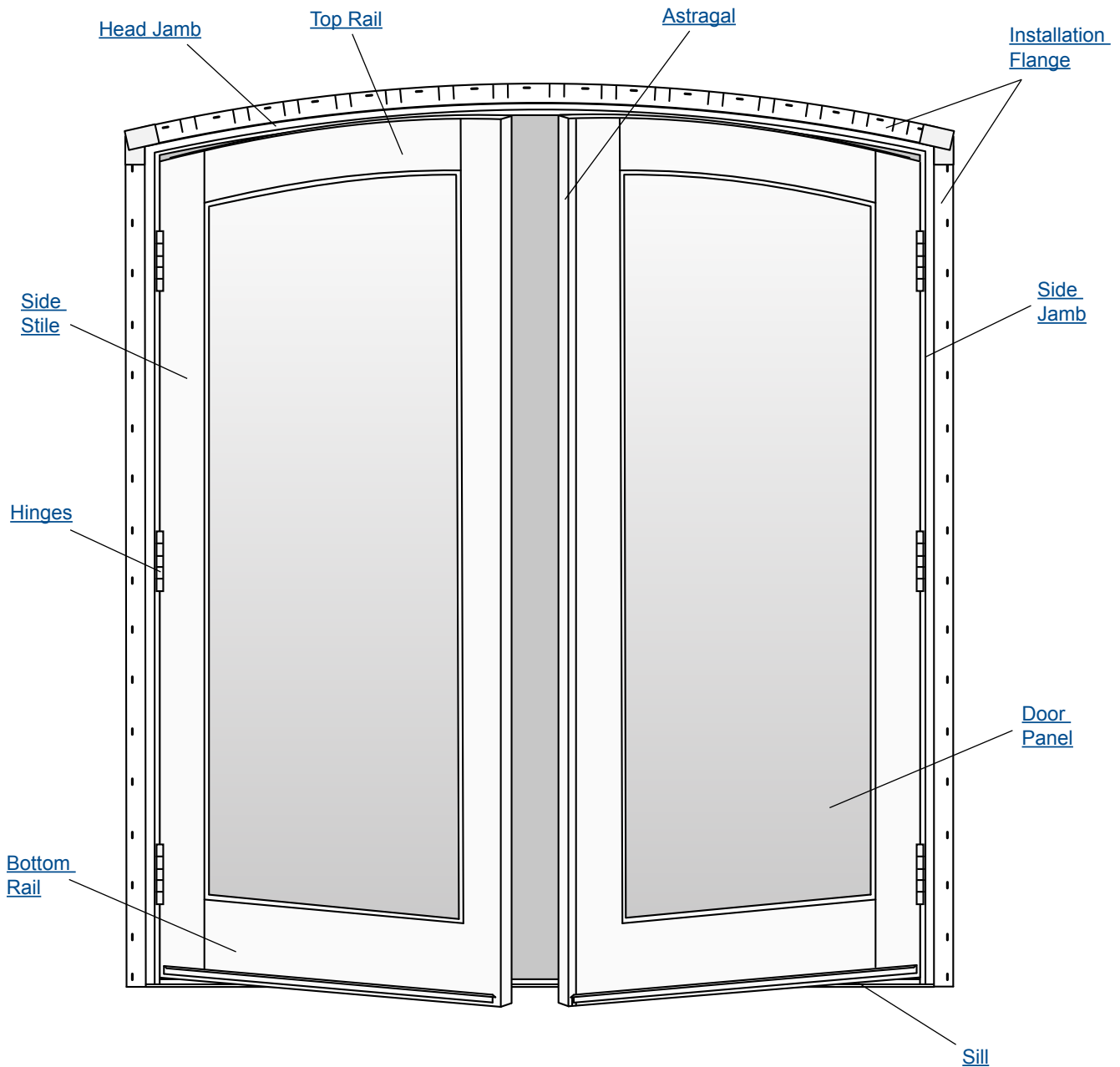
Unit viewed from exterior

Parts Illustration

Parts Illustration - Double Door

Note:

Double doors can be active/passive, passive/active, active/stationary, stationary/active, or stationary/stationary.

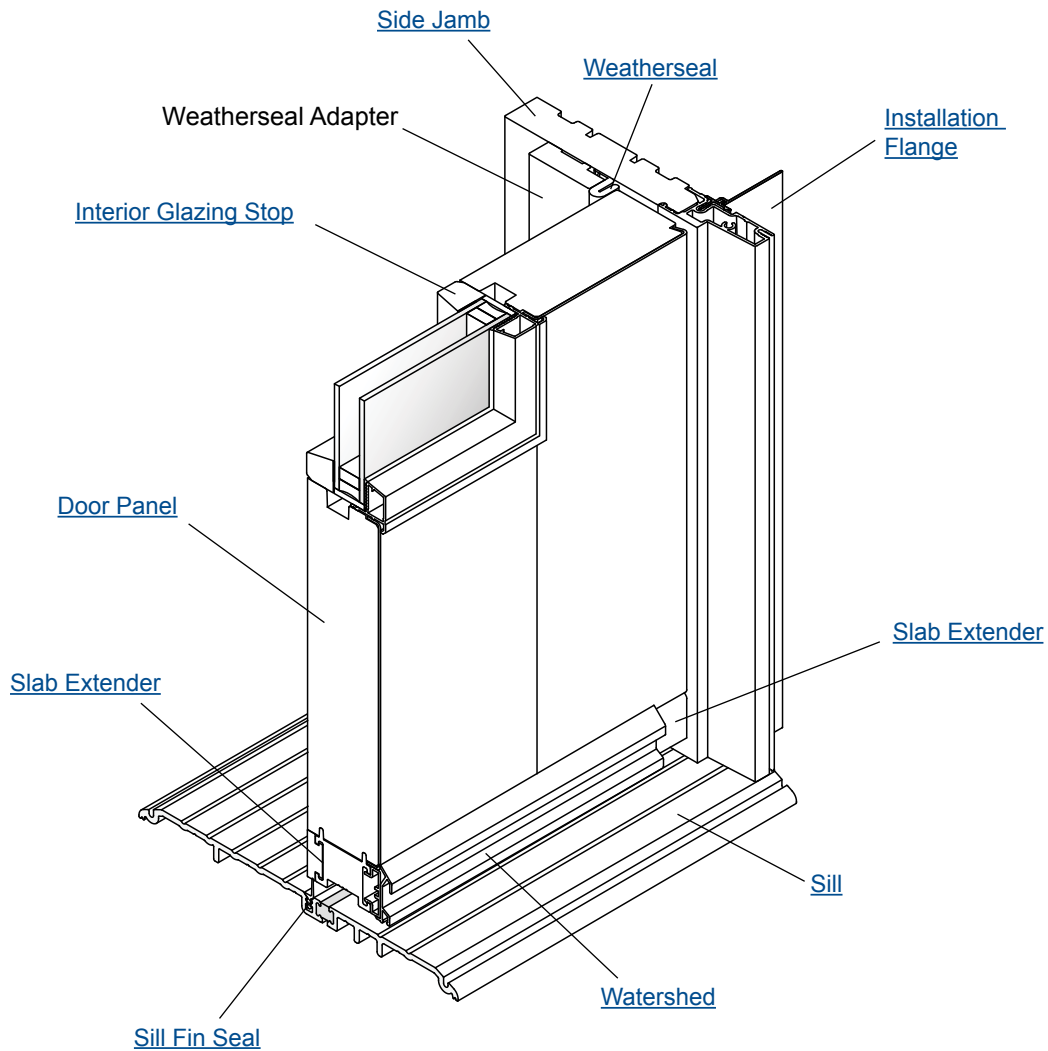


Clad Outswing Commercial Doors Unit Parts - Double Doors

Unit viewed from exterior

Parts Illustration

Parts Illustration - Active Door

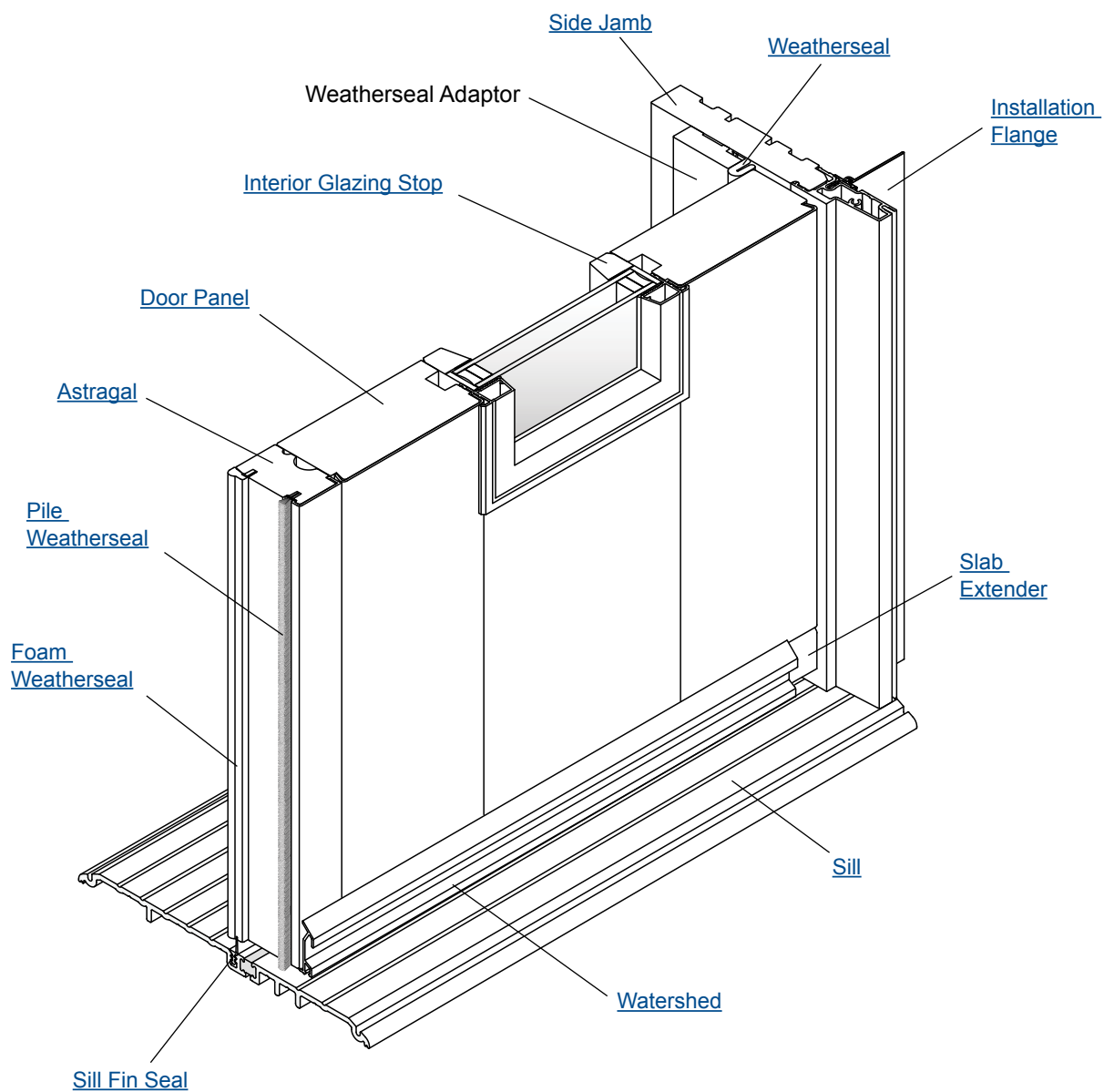


Clad Outswing Commercial Doors - Active Door

Unit viewed from exterior

Parts Illustration

Parts Illustration - Passive Door

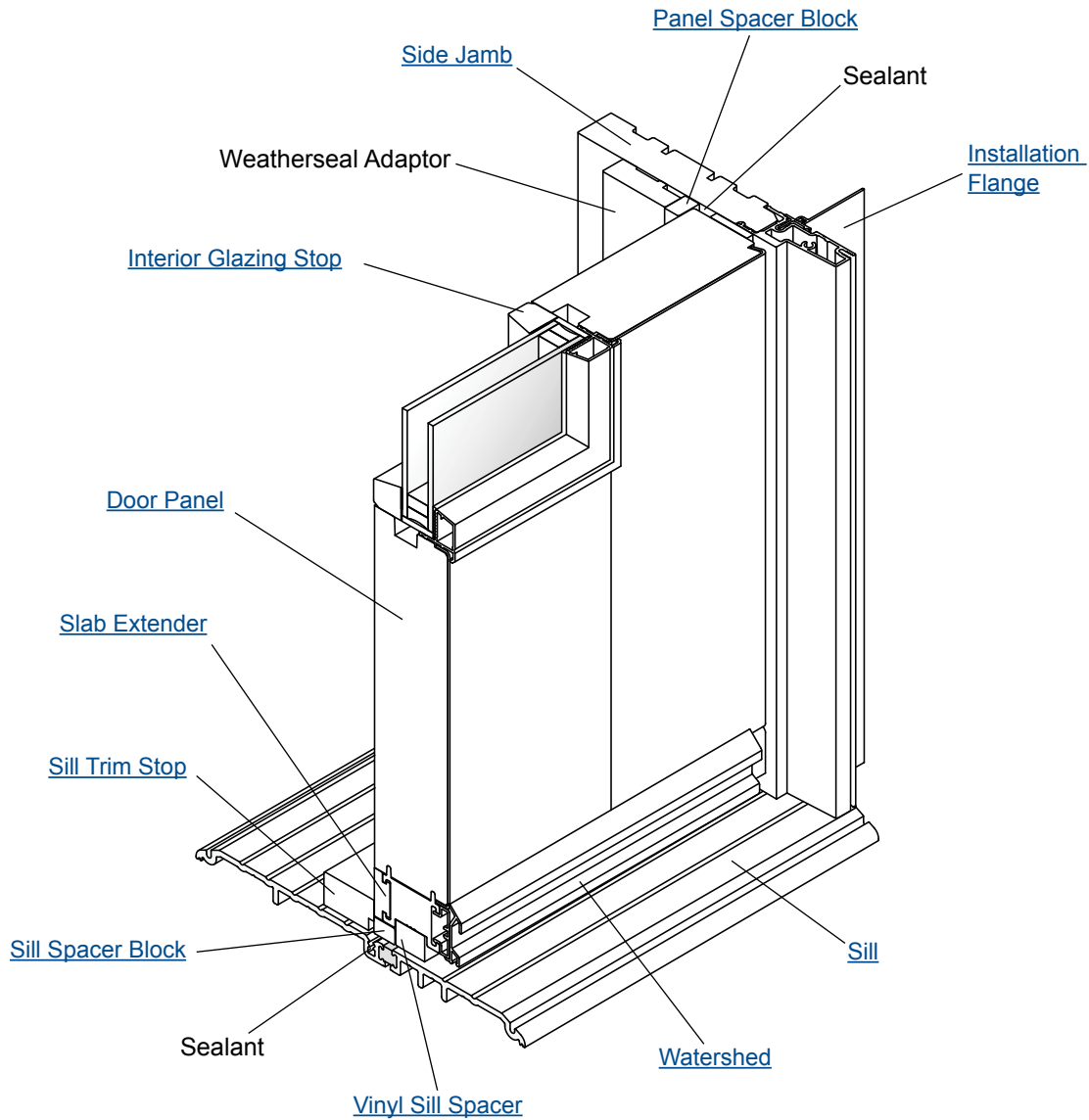


Clad Outswing Commercial Doors - Passive Door

Unit viewed from exterior

Parts Illustration

Parts Illustration - Stationary Door



Clad Outswing Commercial Doors - Stationary Door

Unit viewed from exterior

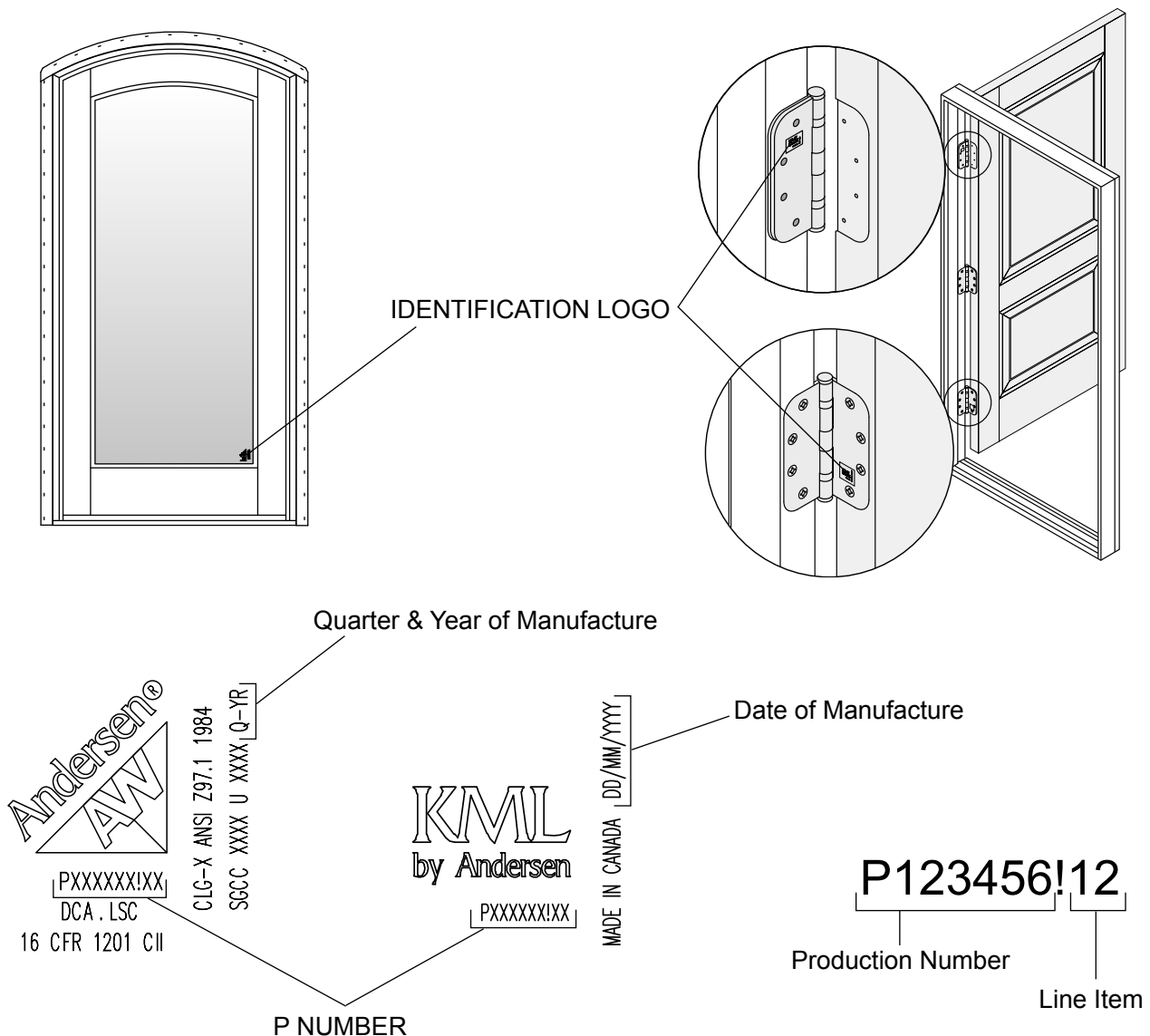
Unit Sizes

Product Label

Clad outswing commercial doors have an identification logo etched on the bottom right corner of the glass as viewed from the interior. If there is no glass the identification logo may be behind the hinge leaf of the top hinge on a single door or top right hinge of a double door or on the outside of the bottom hinge.

This identification logo contains a "P Number". The "P Number" is located directly below the Andersen® or KML by Andersen™ logo. "P Numbers" include both the Production Number and Line Item Number separated by an exclamation mark.

When ordering replacement parts, please provide the "P Number" and a brief description of the product and part required to ensure the replacement part(s) match the specifications of the original product. If unable to locate the "P Number" contact the appropriate Andersen® distributor.



Andersen® Clad Outswing Commercial Doors (2001 to Present)

Single and Double Doors


Unit Sizes

Standard Sizes of Single & Double Doors

Note:

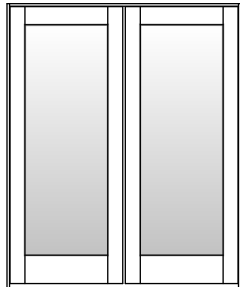
Standard sizes similar to Andersen® 400 and/or 200 Series product. Custom sizes and shapes available.

Rectangle Doors




Unit No.	Dimensions (w × h)
24S102	25 5/8" × 82"
30S102	31 5/8" × 82"
32S102	33 5/8" × 82"
36S102	37 5/8" × 82"
42S102	43 5/8" × 82"
24E102	25 5/8" × 95"
30E102	31 5/8" × 95"
32E102	33 5/8" × 95"
36E102	37 5/8" × 95"
42E102	43 5/8" × 95"

Double Rectangle Doors



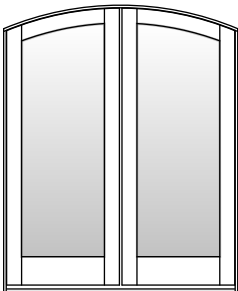
Unit No.	Dimensions (w × h)
24S102DBL	50 3/4" × 82"
30S102DBL	62 3/4" × 82"
32S102DBL	66 3/4" × 82"
36S102DBL	74 3/4" × 82"
42S102DBL	86 3/4" × 82"
24E102DBL	50 3/4" × 95"
30E102DBL	62 3/4" × 95"
32E102DBL	66 3/4" × 95"
36E102DBL	74 3/4" × 95"
42E102DBL	86 3/4" × 95"


Arch Top Doors




Unit No.	Dimensions (w × h)
24S108	25 5/8" × 82"
30S108	31 5/8" × 82"
32S108	33 5/8" × 82"
36S108	37 5/8" × 82"
42S108	43 5/8" × 82"
24E108	25 5/8" × 95"
30E108	31 5/8" × 95"
32E108	33 5/8" × 95"
36E108	37 5/8" × 95"
42E108	43 5/8" × 95"

Unit Sizes

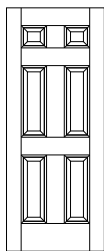
Double Arch Doors			
		Unit No.	Dimensions (w x h)
		24S110	50 ¾" x 82"
		30S110	62 ¾" x 82"
		32S110	66 ¾" x 82"
		36S110	74 ¾" x 82"
		42S110	86 ¾" x 82"
		24E110	50 ¾" x 95"
		30E110	62 ¾" x 95"
		32E110	66 ¾" x 95"
		36E110	74 ¾" x 95"
		42E110	86 ¾" x 95"

Springline™ Doors			
		Unit No.	Dimensions (w x h)
		36S112	37 ⅝" x 82"
		42S112	43 ⅝" x 82"
		36E112	37 ⅝" x 95"
		42E112	43 ⅝" x 95"

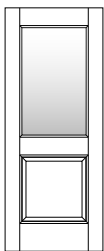
Double Springline™ Doors			
		Unit No.	Dimensions (w x h)
		36E112	74 ¾" x 95"

Panels - Shapes and Sizes

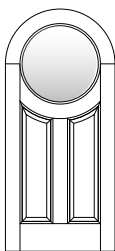
Note:
These doors represent only a few of the many styles available.



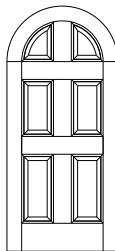
178



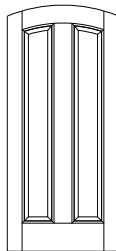
194



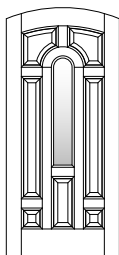
214



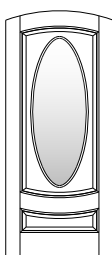
218



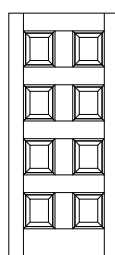
229



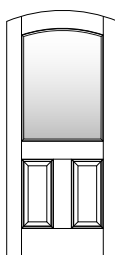
230



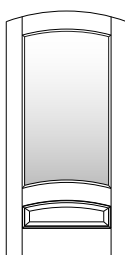
232




275




323




693



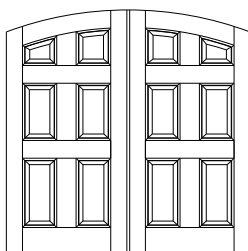
223




328




622



640



709

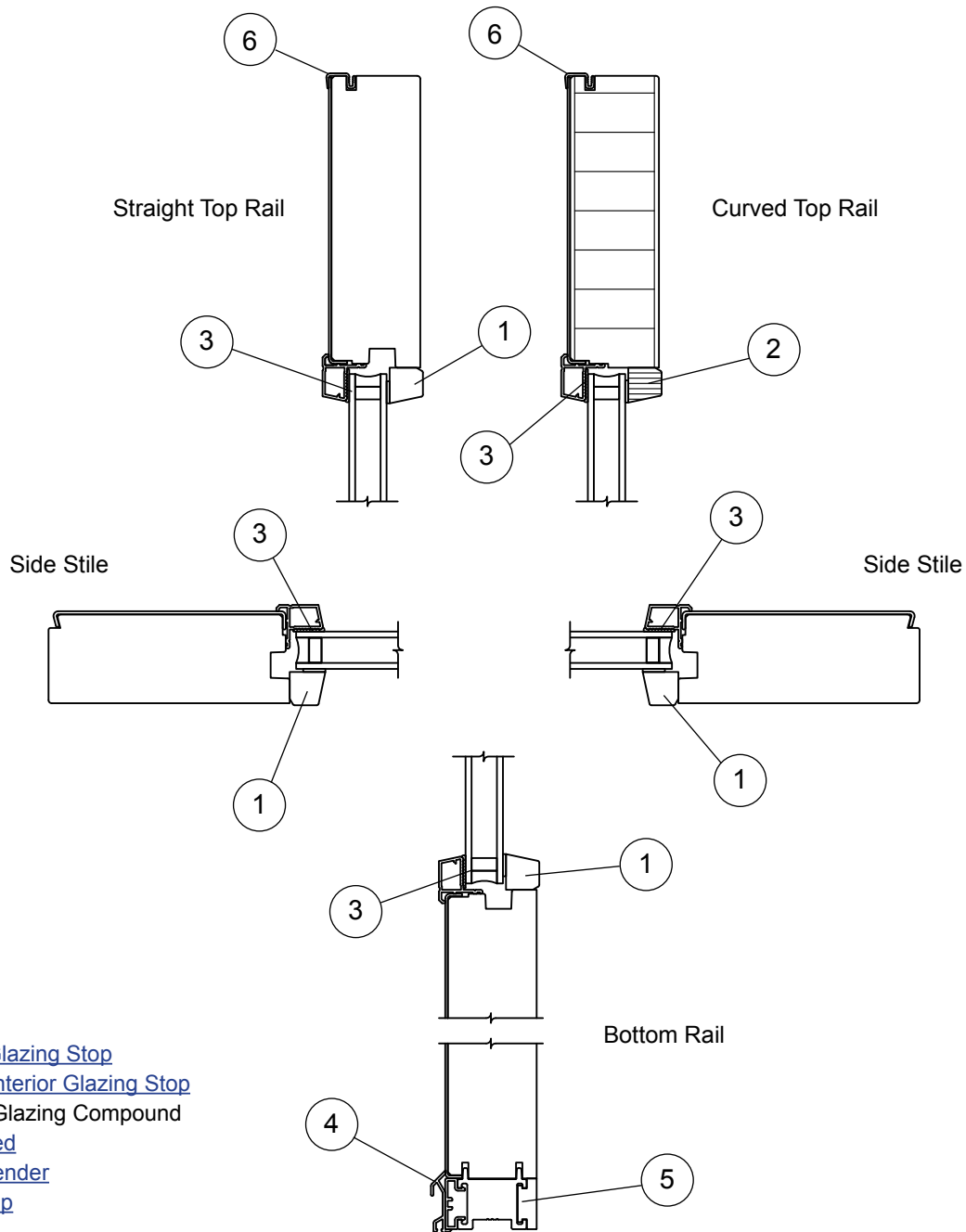


712

Clad Outswing Commercial Doors - Shapes and Styles

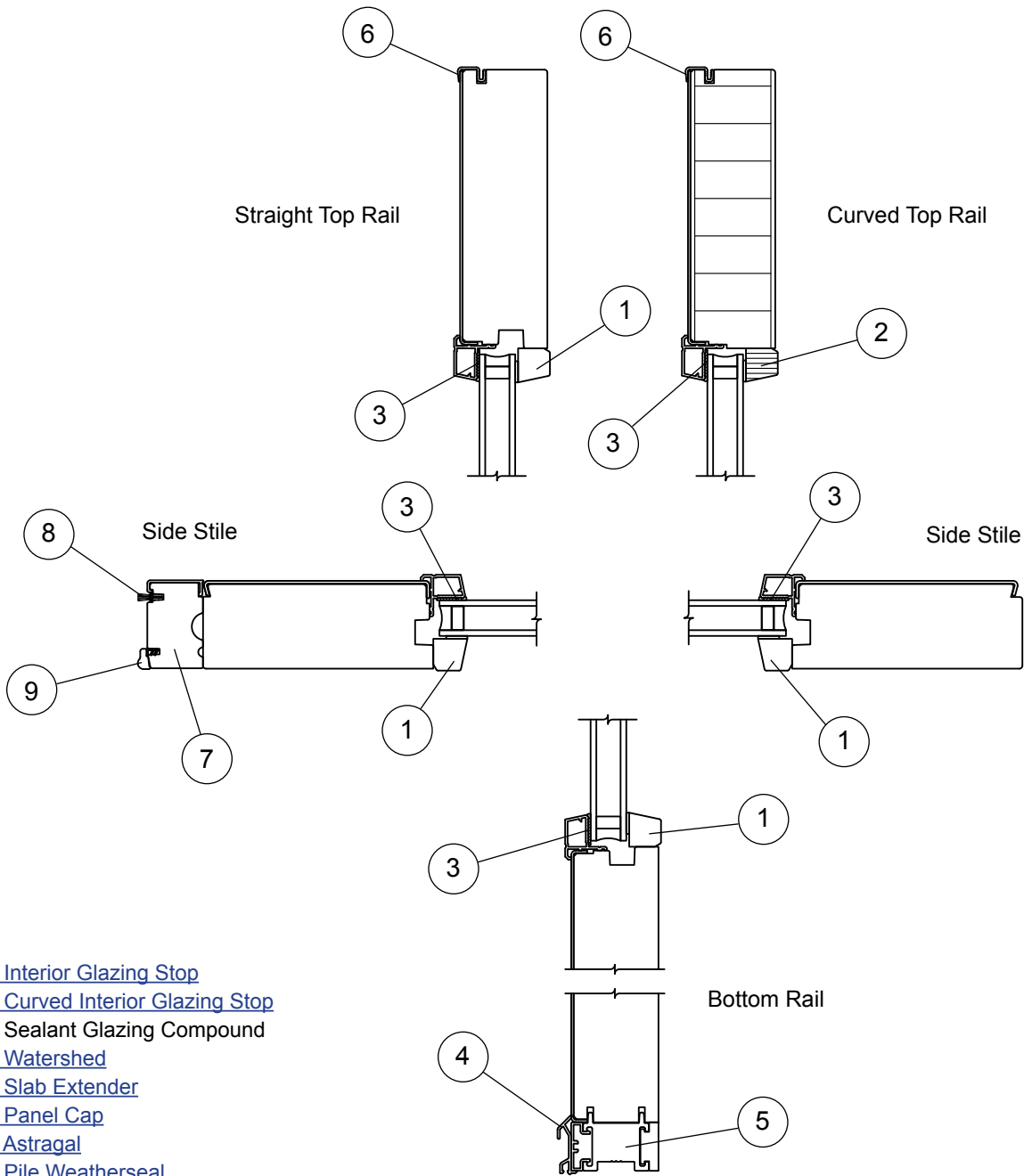
Panels

Panel Assembly - Active



Clad Outswing Commercial Doors - Active Panels

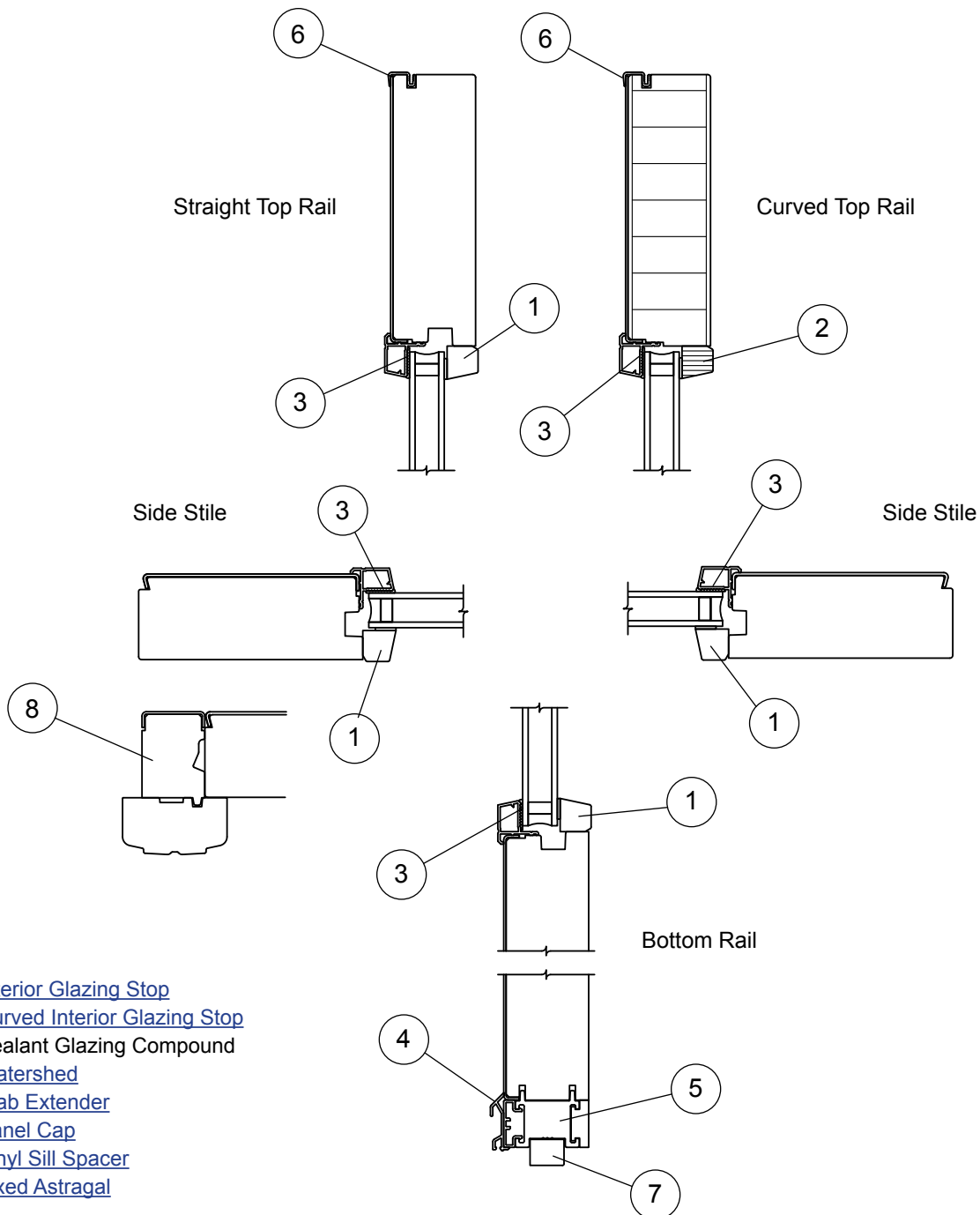
Panel Assembly - Passive



Clad Outswing Commercial Doors - Passive Panels

Panels

Panel Assembly - Stationary

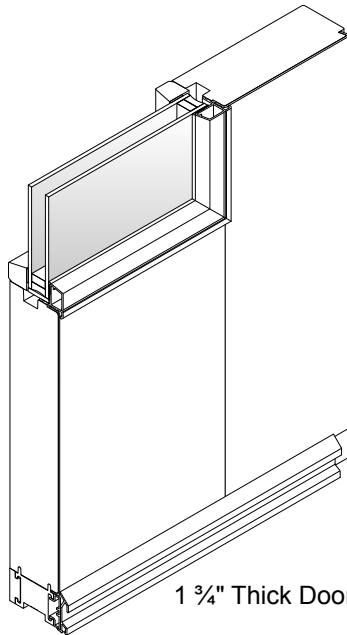


Clad Outswing Commercial Doors - Stationary Panels

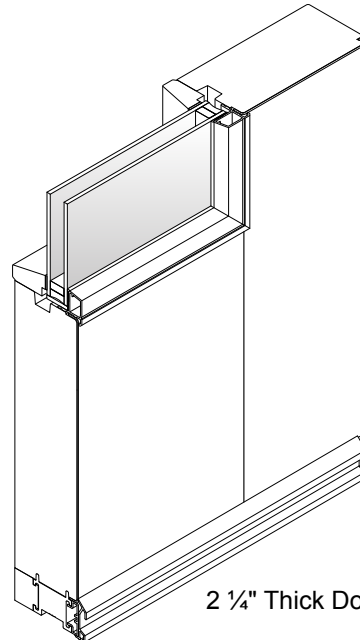
Panels

Panel Options

Panel Thicknesses

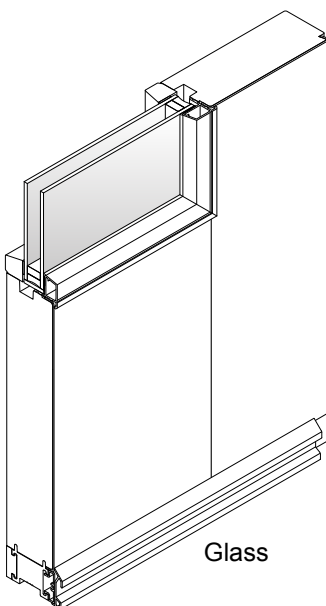


1 ¾" Thick Door Panel

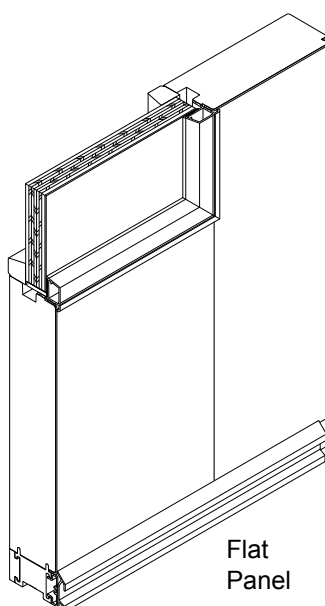


2 ¼" Thick Door Panel

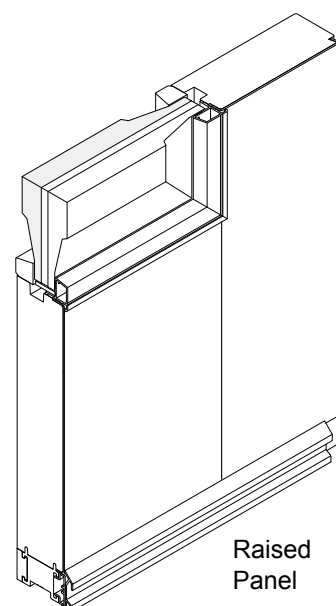
Glass / Flat Panels / Raised Panels



Glass



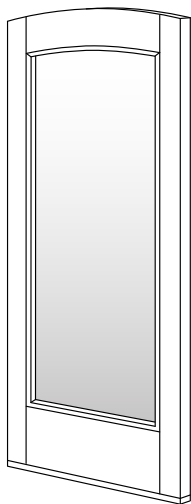
Flat
Panel



Raised
Panel

Panels

Replacement Door Panels

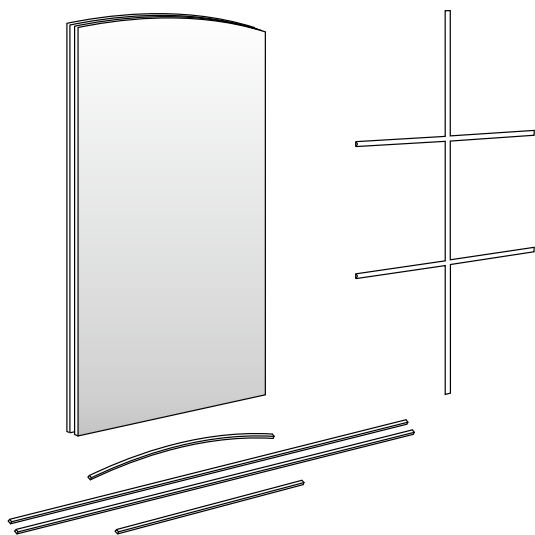
**Note:**

Replacement door panels are made to order.

To order, complete the **Hinge Location Form** and state:

1. **Description of Part** (replacement door panel)
2. **Quantity**
3. **P number** (from product label, see [page 8](#))

Reglazing Kits

**Kit Includes:**

Glass unit.

Interior glazing stops and permanent grilles are optional.

Glazing stops and grilles have tape applied.

Note:

Reglazing kits are made to order.

To order, state:

1. **Description of Part** (reglazing kit)
2. **Quantity**
3. **P number** (from product label, see [page 8](#))

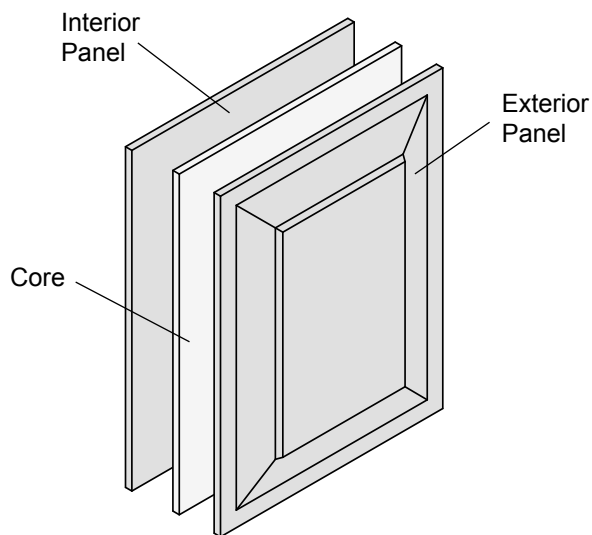
Andersen® Clad Outswing Commercial Doors (2001 to Present)

Single and Double Doors

Panels

Replacement Raised & Flat Panels

Replacement Raised Panels

**Note:**

Raised panels are made up of 3 parts; exterior panel, interior panel & core.

Raised panels can be ordered as separate pieces or as a set.

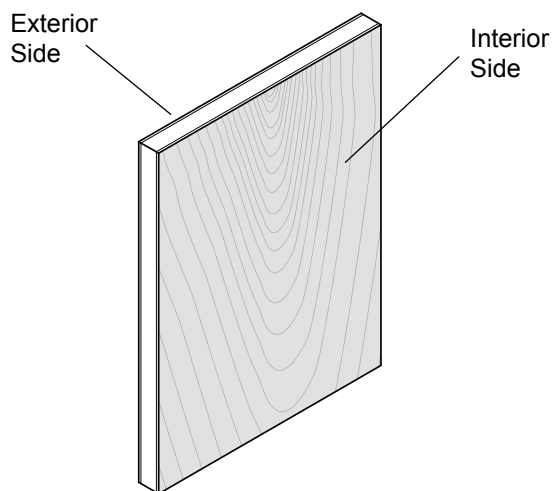
Interior raised panels are available in pine, oak, mahogany, maple, cherry, Douglas fir, alder and prefinished white.

Exterior raised panels are available in 21 standard and any custom color.

To order, state:

1. **Description of Part (raised panel)**
2. **Quantity**
3. **P number (from product label, see [page 8](#))**

Replacement Flat Panels

**Note:**

Flat panels are 1 piece.

Interior of flat panels are available in pine, oak, mahogany, maple, cherry, Douglas fir, alder and prefinished white.

Exterior of flat panels are available in 21 standard and any custom color.

To order, state:

1. **Description of Part (flat panel)**
2. **Quantity**
3. **P number (from product label, see [page 8](#))**


Panels

Interior Glazing Stops


Note:

Available in pine, oak, mahogany, maple, cherry, Douglas fir, alder, and prefinished white.

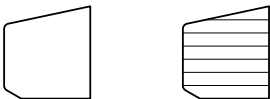
Interior Glazing Stop - $\frac{1}{2}$ " - Lineal *Ref. No. 1 [page 12](#), [13](#), & [14](#)*

	Note: Used on decorative insulating art glass in $1\frac{3}{4}$ " door panels.	ACP Order No.	AW Order No.
		PF1008	


Interior Glazing Stop - $\frac{1}{2}$ " - Curved *Ref. No. 2 [page 12](#), [13](#), & [14](#)*

	Note: Used on decorative insulating art glass in $1\frac{3}{4}$ " door panels.	ACP Order No.	AW Order No.
		PF1016	

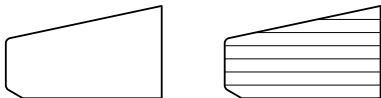
Interior Glazing Stop - $\frac{5}{8}$ " - Lineal & Curved *Ref. No. 1 & 2 [page 12](#), [13](#), & [14](#)*

	Note: Used on dual pane $1\frac{3}{4}$ " door panels.	ACP Order No.	AW Order No.
		PF1755	

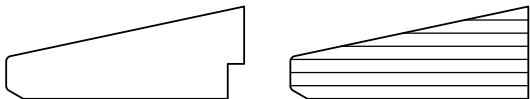
Interior Glazing Stop - $\frac{15}{16}$ " - Lineal & Curved *Ref. No. 1 & 2 [page 12](#), [13](#), & [14](#)*

	Note: Used on decorative insulating art glass in $2\frac{1}{4}$ " door panels.	ACP Order No.	AW Order No.
		PF1483	

Interior Glazing Stop - $1\frac{3}{16}$ " - Lineal & Curved *Ref. No. 1 & 2 [page 12](#), [13](#), & [14](#)*

	Note: Used on single pane $1\frac{3}{4}$ " door panels and dual pane $2\frac{1}{4}$ " door panels	ACP Order No.	AW Order No.
		PF1011	

Interior Glazing Stop - $1\frac{13}{16}$ " - Lineal & Curved *Ref. No. 1 & 2 [page 12](#), [13](#), & [14](#)*

	Note: Used on single pane $2\frac{1}{4}$ " door panels	ACP Order No.	AW Order No.
		PF1758	

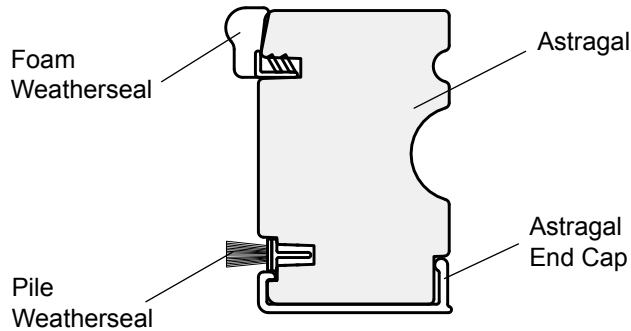
Andersen® Clad Outswing Commercial Doors (2001 to Present)

Single and Double Doors

Panels

Astragals

Astragal - Active/Active Ref. No. 7 [page 13](#) (December 2010 to Present)



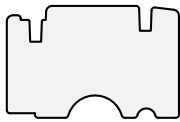
Note:

Replacement astragals are made to order.

To order, state:

1. Description of Part (astragal, including left- or right-hinged door panel)
2. Quantity
3. P number (from product label, see [page 8](#))

Astragal - Active/Active / Wood (December 2010 to Present)



Note:

Available in pine, oak, mahogany, maple, cherry, Douglas fir, alder, and prefinished white.

Panel Thickness

ACP Order No.

AW Order No.

1 3/4"

PF2359

2 1/4"

PF2361

End Cap - Astragal / Aluminum (December 2010 to Present)



Note:


Available in 21 standard and any custom color.

ACP Order No.

AW Order No.

PF2204

Weatherseal - Pile / Bottom Rail Ref. No. 8 [page 13](#)



Note:

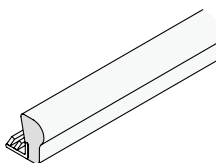
Available in gray. Pile height = .340"

ACP Order No.

AW Order No.

109879

Weatherseal - Foam Ref. No. 9 [page 13](#)



Note:

Available in brown.

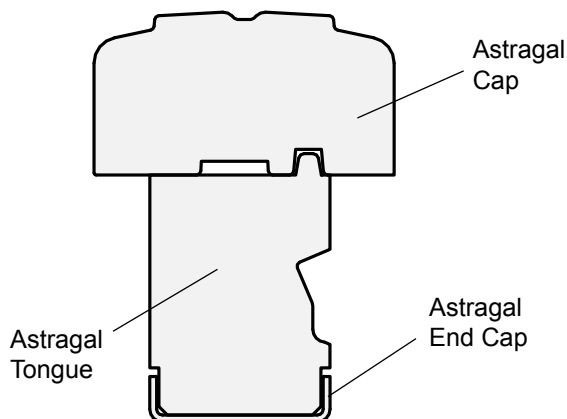
ACP Order No.

AW Order No.

113325

Panels

Astragal - Stationary Panel *Ref. No. 8 [page 14](#)*


Note:

Replacement astragals are made to order.

To order, state:

1. **Description of Part** (astragal, including left- or right-hinged door panel)
2. **Quantity**
3. **P number** (from product label, see [page 8](#))

Astragal Cap - Stationary / Wood


Note:

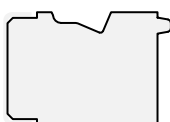
Available in pine, oak, mahogany, maple, cherry, Douglas fir, alder, and prefinished white.

ACP Order No.

PF2255

AW Order No.

Astragal Tongue - Stationary / 1 3/4" Panel / Wood


Note:

Available in pine, oak, mahogany, maple, cherry, Douglas fir, alder, and prefinished white.

ACP Order No.

PF2357

AW Order No.

Astragal Tongue - Stationary / 2 1/4" Panel / Wood


Note:

Available in pine, oak, mahogany, maple, cherry, Douglas fir, alder, and prefinished white.

ACP Order No.

PF2358

AW Order No.

End Cap - Stationary / Astragal / Aluminum


Note:

Available in 21 standard and any custom color.

ACP Order No.

PF2356

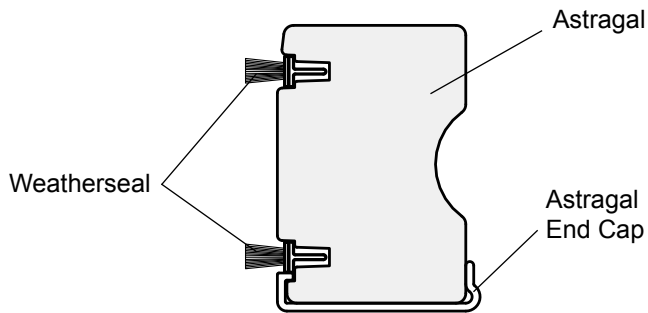
AW Order No.

Andersen® Clad Outswing Commercial Doors (2001 to Present)

Single and Double Doors

Panels

Astragal - Active/Active (March 2007 to December 2010)



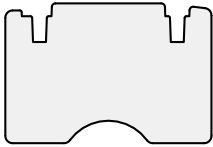
Note:

Replacement astragals are made to order.

To order, state:

1. Description of Part (astragal, including left- or right-hinged door panel)
2. Quantity
3. P number (from product label, see [page 8](#))

Astragal - Active/Active / Wood (March 2007 to December 2010)



Note:

Available in pine, oak, mahogany, maple, cherry, Douglas fir, alder, and prefinished white.

Panel Thickness

ACP Order No.

AW Order No.

1 3/4"

PF1986

2 1/4"

PF1987

End Cap - Astragal / Aluminum (March 2007 to December 2010)



Note:

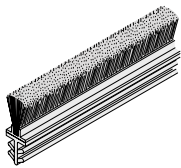
Available in 21 standard and any custom color.

ACP Order No.

AW Order No.

PF1972

Weatherseal - Pile / Bottom Rail



Note:

Available in gray. Pile height = .340"

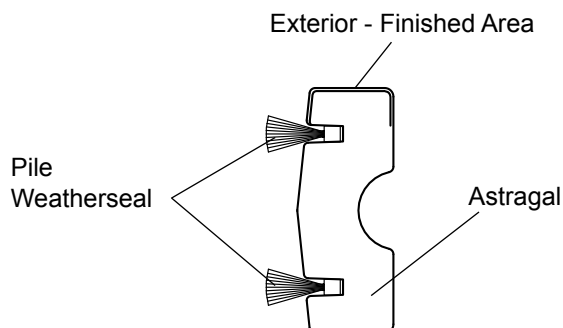
ACP Order No.

AW Order No.

109879

Panels

Astragal - Active/Active (Prior to March 2007)



Note:
Replacement astragals are made to order.

To order, state:

1. **Description of Part** (astragal, including left- or right-hinged door panel)
2. **Quantity**
3. **P number** (from product label, see [page 8](#))

Astragal - Active/Active / Units with Flush Bolts (Prior to March 2007)



Note:
Used on units with flush bolts.
Available in pine, oak, mahogany, maple, cherry, Douglas fir, alder, and prefinished white. Finished area available in 21 standard and any custom color.

Panel Thickness	ACP Order No.	AW Order No.
1 3/4"	PF1190	
2 1/4"	PF1857	

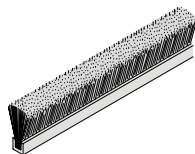
Astragal - Active/Active / Units without Flush Bolts (Prior to March 2007)



Note:
Used on units without flush bolts.
Available in pine, oak, mahogany, maple, cherry, Douglas fir, alder, and prefinished white. Finished area available in 21 standard and any custom color.

Panel Thickness	ACP Order No.	AW Order No.
1 3/4"	PF1674	
2 1/4"	PF1858	

Weatherseal - Pile / Astragal (Prior to March 2007)



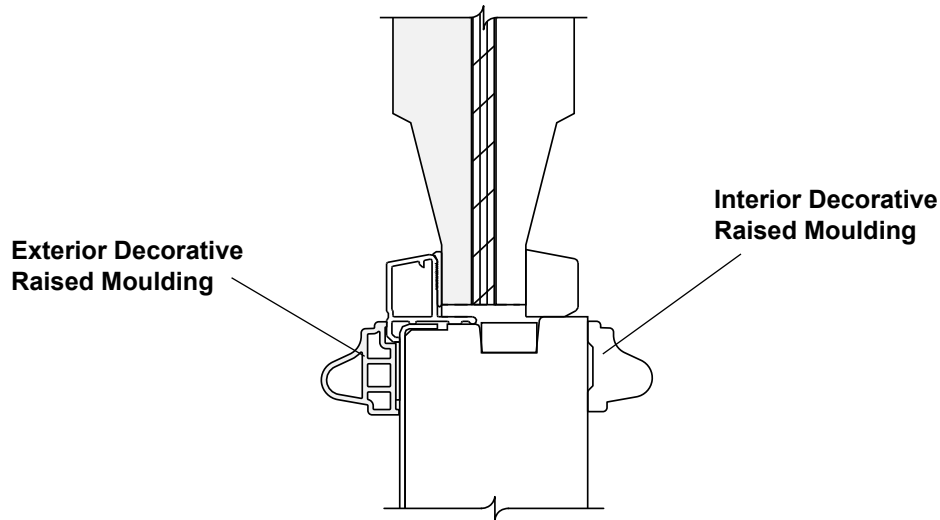
Note:
Available in gray.
Pile height = .530"

ACP Order No.	AW Order No.

Decorative Raised Mouldings

Note:

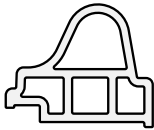
When using decorative raised mouldings the only lockset backset available is 2¾". On 24" doors, raised mouldings will interfere with lockset.



Clad Outswing Doors - Decorative Raised Mouldings

Decorative Raised Moulding - Exterior / Lineal & Curved / Aluminum

		ACP Order No.	AW Order No.
		PF1555	

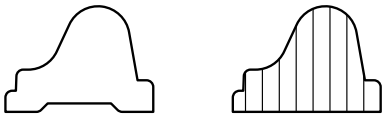


Note:

Available in 21 standard and any custom color.

Decorative Raised Moulding - Interior / Lineal & Curved / Wood

		ACP Order No.	AW Order No.
		PF1470	



Note:

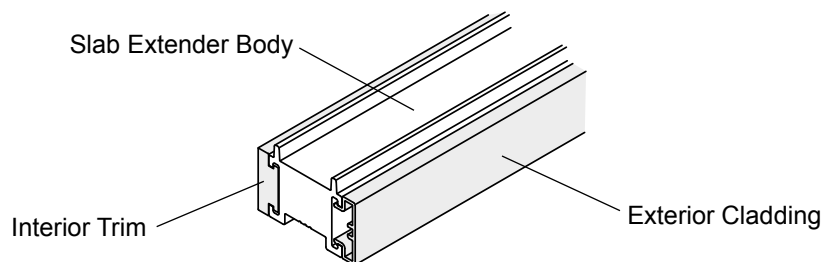
Available in pine, oak, mahogany, maple, cherry, Douglas fir, alder, and prefinished white.

Panels

Door Panel Parts

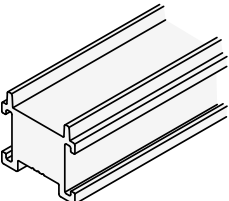
Note:

Slab extenders are provided with cladding and interior trim but cladding and interior trim can be ordered separately.

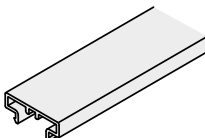


Clad Outswing Commercial Doors - Slab Extender

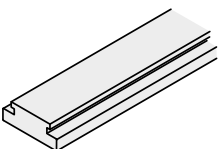
Slab Extender - Body / PVC *Ref. No. 5 [page 12, 13, & 14](#) (December 2010 to Present)*

		ACP Order No.	AW Order No.
		PF2194	

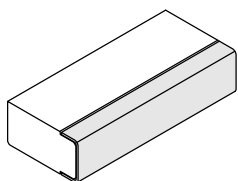
Cladding - Slab Extender *(December 2010 to Present)*

	Note: Available in 21 standard and any custom color.	ACP Order No.	AW Order No.
		PF2186	

Trim - Interior / Slab Extender / Wood *(December 2010 to Present)*

	Note: Available in pine, oak, mahogany, maple, cherry, Douglas fir, alder, and prefinished white.	Panel Thickness	ACP Order No.	AW Order No.
		1 3/4"	PF2195	
		2 1/4"	PF2196	

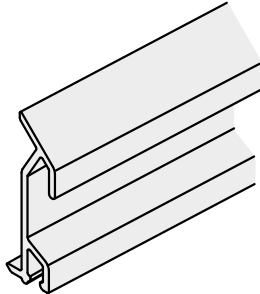

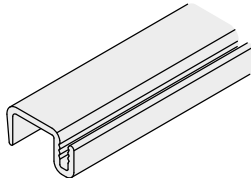
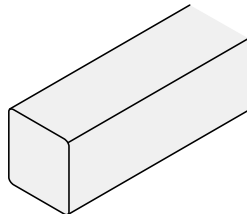
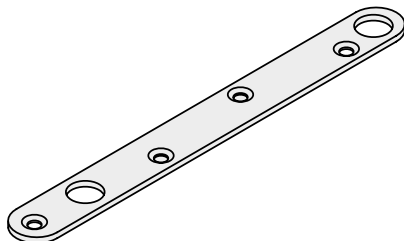
Slab Extender *(prior to December 2010)*

	Note: Available in pine, oak, mahogany, maple, cherry, Douglas fir, alder, and prefinished white. Exterior clad available in 21 standard and any custom color.	Panel Thickness	ACP Order No.	AW Order No.
		1 3/4"	PF1169	
		2 1/4"	PF1528	

Andersen® Clad Outswing Commercial Doors (2001 to Present)

Single and Double Doors


Panels

Watershed - Aluminum <i>Ref. No. 4 page 12, 13, & 14</i>			
	Note: Available in 21 standard and any custom color.	ACP Order No.	AW Order No.
		PF2190	
Eyelet - AW / Passive <i>(July 2007 to Present)</i>			
	Note: Use with passive lock assembly.	ACP Order No.	AW Order No.
		2228	
Panel Cap <i>Ref. No. 6 page 12, 13, & 14</i>			
	Note: Available in 21 standard and any custom color.	ACP Order No.	AW Order No.
		PF2122	
Sill Spacer - Stationary Doors / Vinyl <i>Ref. No. 7 page 14</i>			
		ACP Order No.	AW Order No.
		PF2353	
Support Plate - Double Doors / Passive Panels <i>(December 2010 to November 2011)</i>			
	Note: Used on passive panels of double doors.	ACP Order No.	AW Order No.

Grilles

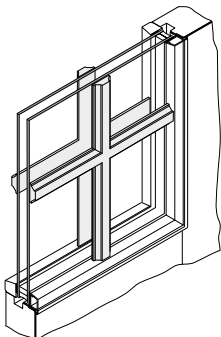
Interior and Exterior Grilles

Full Divided Light

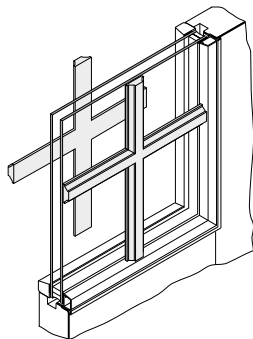


Permanent Exterior
Permanent Interior
With Spacer

Simulated Divided Light

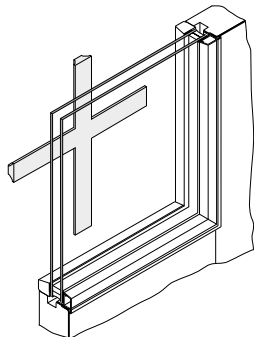


Permanent Exterior
Permanent Interior




Permanent Exterior
Removable Interior

Easy Clean Options



Removable Interior



Finelight™ Between-the-Glass

Note:

Replacement interior and exterior grilles are made to order.

All grille configurations are available with interiors and exteriors to match interiors and exteriors of windows.

To order, state:

1. **Description of Part** (interior or exterior and type of grille)
2. **Quantity**
3. **P number** (from product label, see [page 8](#))

Grilles

Grille Profiles - Standard and Divided Light / Wood

Note:

Standard grille and divided light bars are for interior use only. Available in pine, oak, mahogany, maple, cherry, Douglas fir, alder, and prefinished white.

Standard Grille Bars

3/4"



PF1717

Roman Ogee Style



PF1828

7/8"



PF1718



PF1829



GBD178

1 1/8"



PF1719



PF1830

Divided Light Bars

Chamfer Style

Roman Ogee Style

3/4"



PF1720

7/8"



PF1721



PF1888

1 1/8"




PF1722




PF1889

1 1/2"



PF2050



PF1954

2 1/4"



PF1723

Clad Outswing Doors - Wood Grille Profiles

Grilles

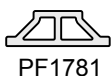
Grille Profiles - Divided Light / Aluminum

Note:

Aluminum divided light bars are for exterior use only. Available in 21 standard and any custom color.

Divided Light Bars
Chamfer Style
Roman Ogee Style
 $\frac{3}{4}"$


PF1780

 $\frac{7}{8}"$


PF1781



PF1861

 $1 \frac{1}{8}"$


PF1782



PF1862

 $1 \frac{1}{2}"$


PF1953

 $2 \frac{1}{4}"$


PF1783

Clad Outswing Doors - Aluminum Grille Profiles

Grille Profiles - Divided Light / Fibrex™

Note:

Fibrex™ divided light bars are for interior and exterior use. Available in 21 standard and any custom color.

Divided Light Bars
Chamfer Style
 $\frac{3}{4}"$



PF1623

 $\frac{7}{8}"$


PF1624

 $1 \frac{1}{8}"$


PF1625

 $2 \frac{1}{4}"$



PF1626

Clad Outswing Doors - Fibrex™ Grille Profiles


Standard Grille Patterns

Note:
Custom grille patterns are available.


Colonial



Renaissance



Prairie


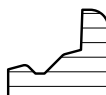


Clad Outswing Doors - Grille Patterns


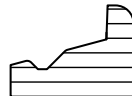
Grilles

Grille Parts


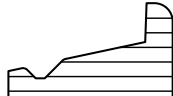
Grille Surround - 1/2" - Lineal & Curved

 	Note: Used with PF1008 & PF1016 glass stop. Available in pine, oak, mahogany, maple, cherry, Douglas fir, alder, and prefinished white.	ACP Order No.	AW Order No.
		PF1108	


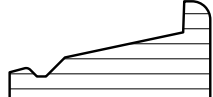
Grille Surround - 5/8" - Lineal & Curved

 	Note: Used with PF1755 glass stop. Available in pine, oak, mahogany, maple, cherry, Douglas fir, alder, and prefinished white.	ACP Order No.	AW Order No.
		PF1756	


Grille Surround - 15/16" - Lineal & Curved

 	Note: Used with PF1483 glass stop. Available in pine, oak, mahogany, maple, cherry, Douglas fir, alder, and prefinished white.	ACP Order No.	AW Order No.
		PF1871	

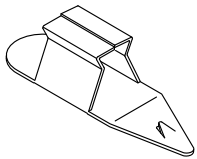
Grille Surround - 1 3/16" - Lineal & Curved

 	Note: Used with PF1011 glass stop. Available in pine, oak, mahogany, maple, cherry, Douglas fir, alder, and prefinished white.	ACP Order No.	AW Order No.
		PF1230	

Surround Clip

		ACP Order No.	AW Order No.
		1364	

End Clip - Grilles *(September 2007 to Present)*

		Color	ACP Order No.	AW Order No.
		White	105444	
		Terratone™	105445	
		Sandtone	105446	
		Forest Green	105447	

Andersen® Clad Outswing Commercial Doors (2001 to Present)

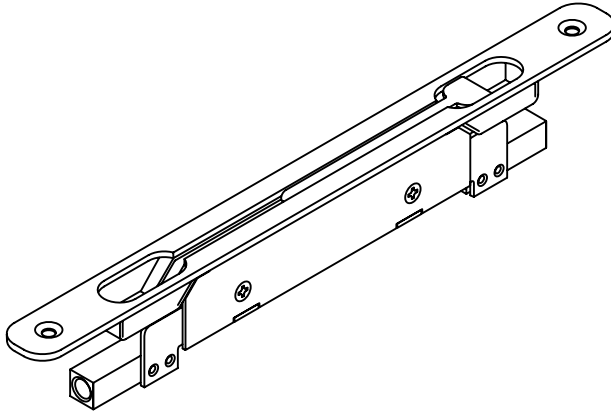
Single and Double Doors

Hardware

Flush Bolts

Flush Bolt - Double Acting / Passive

(December 2010 to Present)



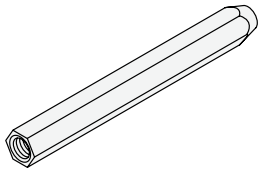
ACP Order No.

113957

AW Order No.

Shoot Bolt End

(November 2011 to Present)



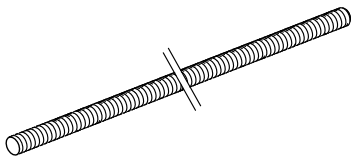
ACP Order No.

114101

AW Order No.

Flush Bolt Rod - 1/4" - 20 UNC / Stainless Steel

(November 2011 to Present)



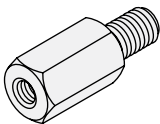
ACP Order No.

PF2566

AW Order No.

Coupler - 1/4" to M8

(November 2011 to Present)



Note:

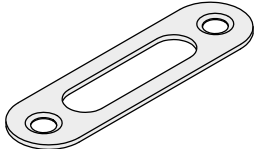
Used to adapt M8 thread of flushbolt to 1/4" - 20 UNC threaded rod.

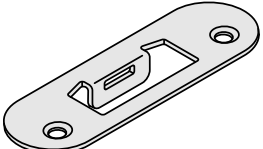
ACP Order No.

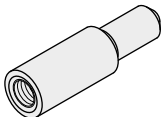
114103

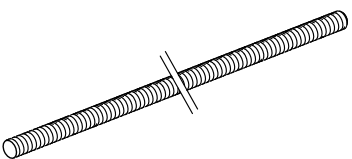
AW Order No.

Hardware

Strike Plate - Flush Bolt / Sill / Passive / Stainless Steel <i>(December 2010 to Present)</i>			
		Order No.	Order No.
		113878	

Strike Plate - Flush Bolt / Head / Passive / Stainless Steel <i>(December 2010 to Present)</i>			
		Order No.	Order No.
		113438	9050898

Shoot Bolt End <i>(December 2010 to November 2011)</i>			
		ACP Order No.	AW Order No.
		113973	

Flush Bolt Rod - Stainless Steel <i>(December 2010 to November 2011)</i>				
	Note: M8 x 1.25 threaded rod.	Length	ACP Order No.	AW Order No.
		21 ³ / ₄ "	113974	
		62 ²³ / ₃₂ "	113977	

Andersen® Clad Outswing Commercial Doors (2001 to Present)

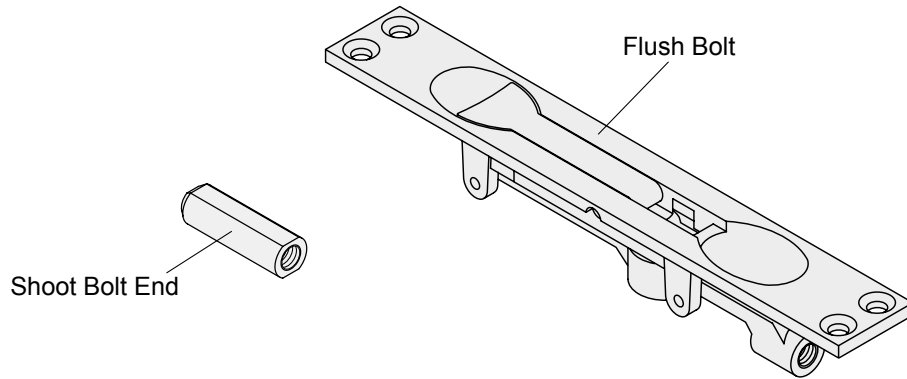
Single and Double Doors

Hardware

Flush Bolt (Prior to December 2010)

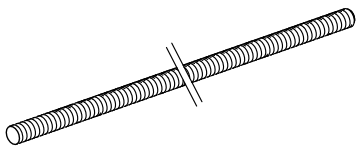
Note:

Flush bolt supplied with shoot bolt end.



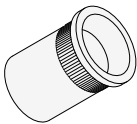
	Finish	ACP Order No.	AW Order No.
	Satin Chrome	2132	
	White	103808	9050735
	Dark Bronze	103809	9050736

Flush Bolt Rod - 5/16" (Prior to December 2010)



	ACP Order No.	AW Order No.

Shoot Bolt Cup - AW / Passive (July 2007 to December 2010)

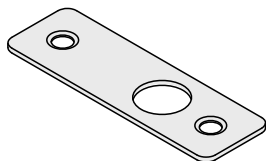


Note:

Use with the passive lock assembly.

	ACP Order No.	AW Order No.
	112470	

Transition Strike Plate - Flush Bolt (Prior to December 2010)



Note:

Use with flush bolts.

	ACP Order No.	AW Order No.
	112814	

Hardware

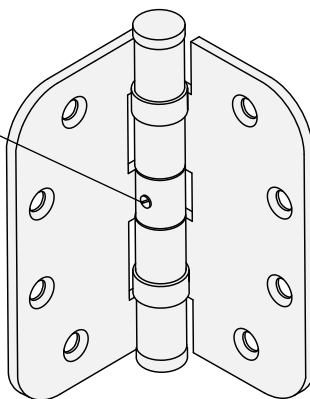
Hinges

Hinges - 4 ½" / Ball Bearing (March 2011 to Present)

Note:

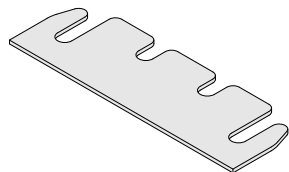
Hinges are non-handed. All hinges have non-removable pins (NRP).

Non-Removable Pin (NRP)
Set Screw



	Finish	ACP Order No.	AW Order No.
	White	113159	
	Oil Rubbed Bronze	113160	
	Satin Nickel	113161	

Hinge Shims - 4 ½" / Polypropylene (July 2012 to Present)


Note:

Thickness = .040"

		ACP Order No.	AW Order No.
		114499	

Andersen® Clad Outswing Commercial Doors (2001 to Present)

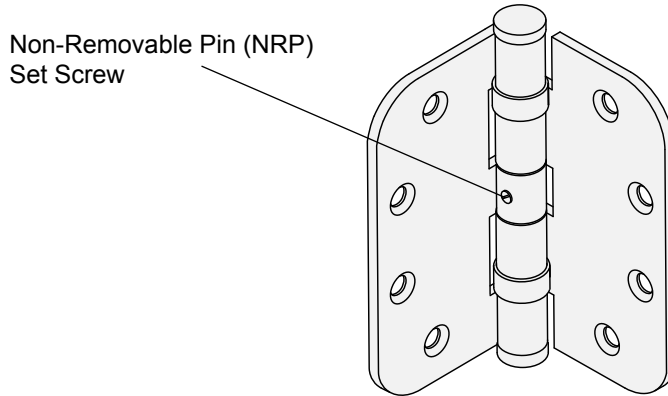
Single and Double Doors

Hardware

Hinges - 4 1/2" / Ball Bearing (November 2010 to March 2011)

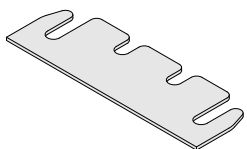
Note:

Hinges are non-handed. All hinges have non-removable pins (NRP).



	Finish	ACP Order No.	AW Order No.
	White	112890	9050828
	Polished Brass	112891	9050829
	Oil Rubbed Bronze	112892	9050830
	Brushed Chrome	112896	9050831
Note: Installed on product from September 2008 to December 2010. Available for replacement upon request.	Stainless Steel	112893	
	Antique Brass	112894	
	Pewter	112895	
	Bright Chrome	112897	
	Black	112898	

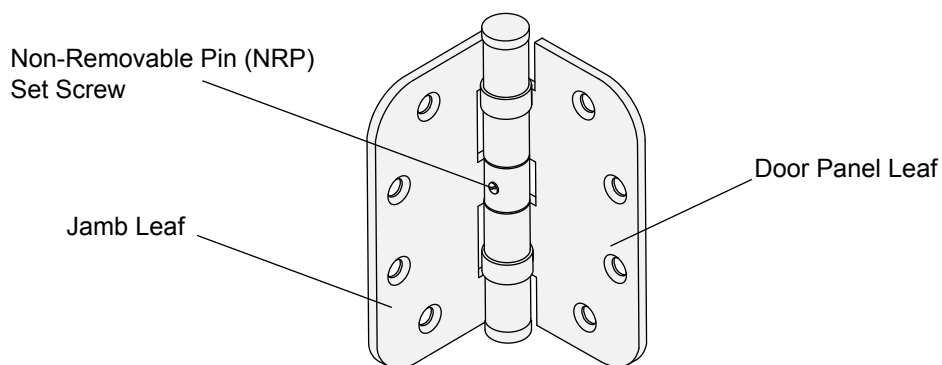
Hinge Shims - 4 1/2" / Neoprene / 1/32" & 1/16" Thick (November 2010 to July 2012)

		ACP Order No.	AW Order No.

Hardware

Hinges - 4 ½" *(July 2003 to November 2010)*

Note:
Left hand hinge shown.



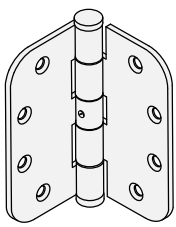
Hinge - 4 ½" Ball Bearing / Non-Removable Pin *(July 2003 to November 2010)*

	Finish	Left		Right	
		ACP Order No.	AW Order No.	ACP Order No.	AW Order No.
	Stainless Steel	104469		104470	
	Dark Bronze	104471		104472	
	White	105035		105036	

Hinge - 4 ½" Ball Bearing / Removable Pin *(July 2003 to November 2010)*

	Finish	Left		Right	
		ACP Order No.	AW Order No.	ACP Order No.	AW Order No.
	Polished Brass	104467		104468	

Hinge - 4 ½" Plain Bearing / Non-Removable Pin / Zinc Dichromate *(July 2003 to November 2010)*

		Left		Right	
		ACP Order No.	AW Order No.	ACP Order No.	AW Order No.
		104475		104476	


Andersen® Clad Outswing Commercial Doors (2001 to Present)

Single and Double Doors


Hardware

Screws - Hinge

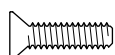
Mounting Screw - Door Panel

	Description	Finish	ACP Order No.	AW Order No.
	#10 - 12 × 1 3/4" FH	Black	113231	9050913
		White	113232	9050914
		Polished Brass	113234	
		Stainless Steel	113371	9050915


Anchor Screw - Jamb

	Description	Finish	ACP Order No.	AW Order No.
	#10 - 12 × 3" FH	Stainless Steel	472	9050918
		Black	113239	9050916
		White	113240	9050917
		Polished Brass	113242	

Machine Screw - Jamb

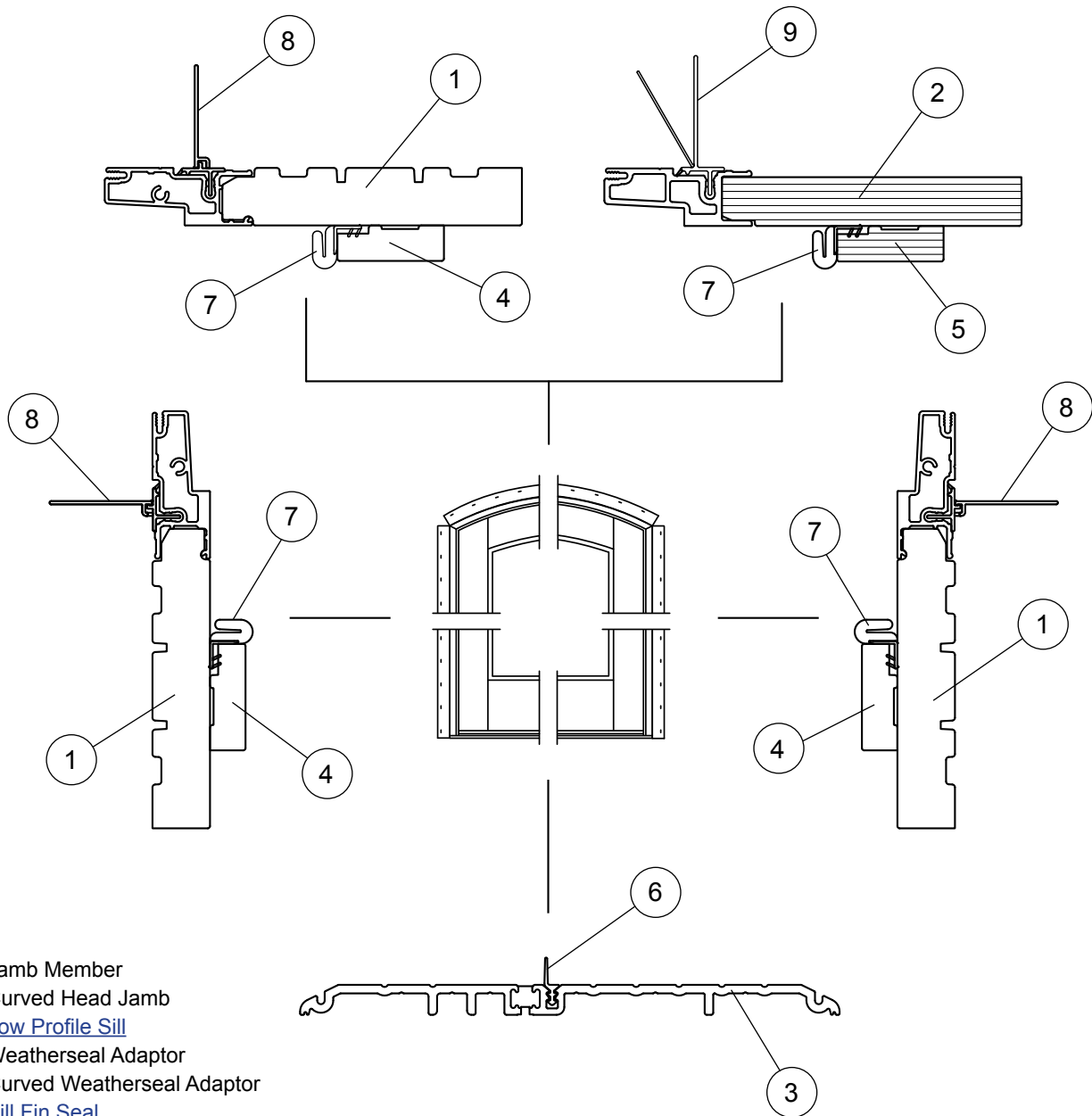
	Description	Finish	ACP Order No.	AW Order No.
	#10 - 24 UNC × 3/4" FH	Black	113247	
		White	113248	
		Polished Brass	113250	
		Stainless Steel	113374	

Tee Nut - Machine Screw / Jamb

	Description	Finish	ACP Order No.	AW Order No.
	#10 - 24 UNC × 5/16" - 3/4" Dia.	Stainless Steel	107357	

Frames

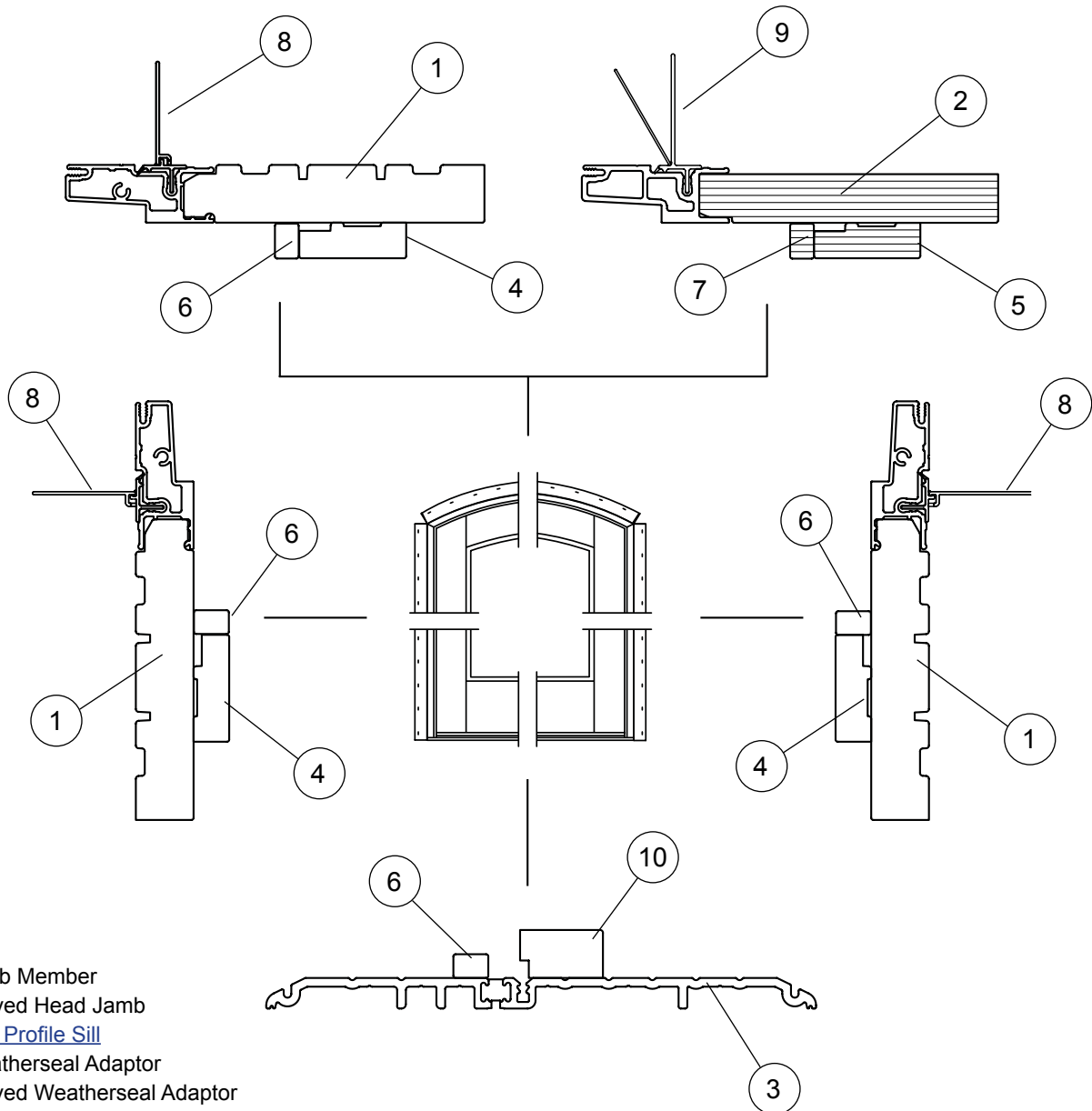
Frame Assembly - Active & Passive



- 1. Jamb Member
- 2. Curved Head Jamb
- [3. Low Profile Sill](#)
- 4. Weatherseal Adaptor
- 5. Curved Weatherseal Adaptor
- [6. Sill Fin Seal](#)
- [7. Frame Weatherseal](#)
- [8. Installation Flange](#)
- [9. Flexible Installation Flange](#)

Clad Outswing Commercial Doors Active and Passive Frame Assembly / 1 3/4" & 2 1/4" Door Panels

Frame Assembly - Stationary



- 1. Jamb Member
- 2. Curved Head Jamb
- [3. Low Profile Sill](#)
- 4. Weatherseal Adaptor
- 5. Curved Weatherseal Adaptor
- [6. Spacer Block](#)
- [7. Curved Spacer Block](#)
- [8. Installation Flange](#)
- [9. Flexible Installation Flange](#)
- [10. Sill Trim Stop](#)

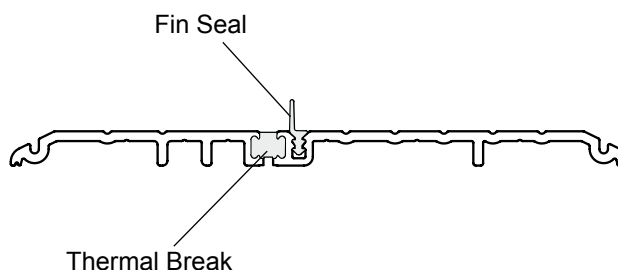
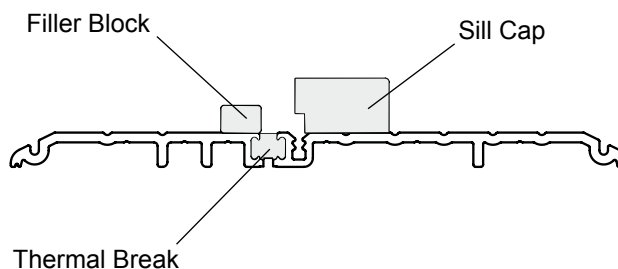
Clad Outswing Commercial Doors
Stationary Frame Assembly / 1 3/4" & 2 1/4" Door Panels

Frames

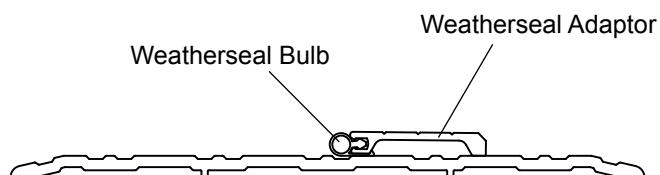
Sill - Low Profile

Note:

For 4 ⁹/₁₆" wall thickness. Available in gray or bronze.

Active / Passive Panels**Stationary Panels****Units Prior to December 2010****Note:**

Available in mill finish, dark bronze anodized and gold anodized.

**Clad Outswing Commercial Doors - Low Profile Sill**

Andersen® Clad Outswing Commercial Doors (2001 to Present)

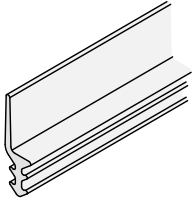
Single and Double Doors

Frames

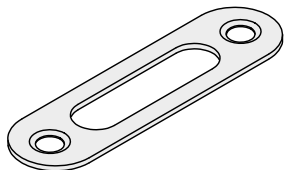
Sill Parts

Fin Seal - Sill / Active & Passive


Ref. No. 6 [page 38](#)

		ACP Order No.	AW Order No.
		PF2350	

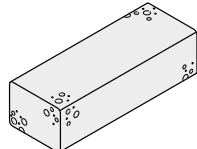
Strike Plate - Flush Bolt / Sill / Passive

	Note: Used with double acting flush bolt.	ACP Order No.	AW Order No.
		113878	

Screw - Strike Plate / Sill

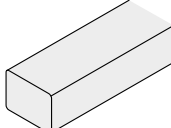
	Note: Available in zinc finish.	ACP Order No.	AW Order No.
		103350	

Foam Block - Sill / Strike Plate

	Note: Used with double acting flush bolt. Used under sill flush bolt strike plate.	ACP Order No.	AW Order No.
		113879	

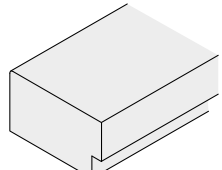
Filler Block - Sill / Stationary / Lineal

Ref. No. 6 [page 39](#)

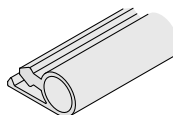
	Note: Replaces fin seal on sill of stationary doors.	ACP Order No.	AW Order No.
		PF2353	

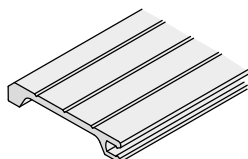
Trim Stop - Sill / Stationary / Lineal


Ref. No. 10 [page 39](#)

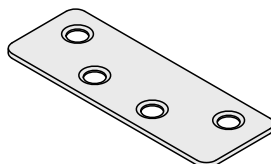
		ACP Order No.	AW Order No.
		PF1205	

Frames

Weatherseal Bulb - Sill / Stationary (Prior to December 2010)				
	Note: Available in black.	ACP Order No.	AW Order No.	
		PF1504		

Weatherseal Adaptor - Sill / Stationary / Lineal (Prior to December 2010)				
	Note: Available in mill finish, dark bronze anodized and bright brass anodized.	ACP Order No.	AW Order No.	
		PF1123		

Screw - Weatherseal Adaptor / Sill (Prior to December 2010)				
		Finish	ACP Order No.	AW Order No.
		Black	103351	
		Brass	103352	

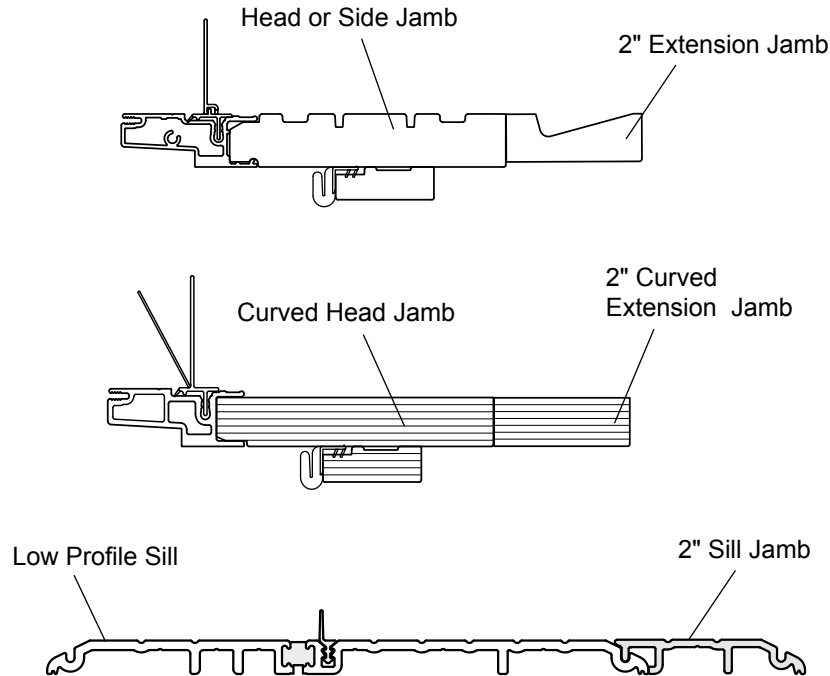
Backer Plate - Springline® Units / Stainless Steel (December 2010 to Present)				
	Note: Used with Springline® units to secure top joint in exterior frame cladding.	ACP Order No.	AW Order No.	
		113529		

Frames

Extension Jamb - Interior

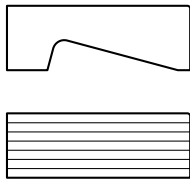
Note:

Outswing doors should be extended to the interior. Custom extension jambs are available to accommodate thicker walls. Sills are not extended.



Clad Outswing Patio Doors - Interior Extension Jambs

Extension - Jamb / 2" / Lineal and Curved



Note:

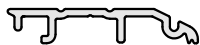
Used for 6 9/16" wall thickness. Available in pine, oak, mahogany, Douglas fir, cherry, maple, alder, and prefinished white.

ACP Order No.

PF1237

AW Order No.

Extension - Sill / 2" / Aluminum



Note:

Can be stacked for wider door frames.

ACP Order No.

PF2348

AW Order No.

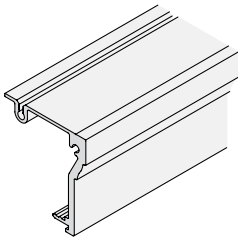
Frames

Frame Parts

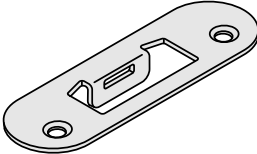
Weatherseal - Frame *Ref. No. 7 [page 38](#)*

		Color	Length	AAP Order No.	AW Order No.
		White	96"	114641	
			144"	114588	
		Bronze	96"	114640	
			144"	114587	

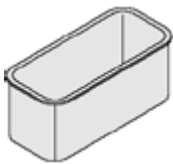
Brickmould - Lineal & Curved / Aluminum

	Note: Available in 21 standard and any custom color.	ACP Order No.	AW Order No.
		PF2088	

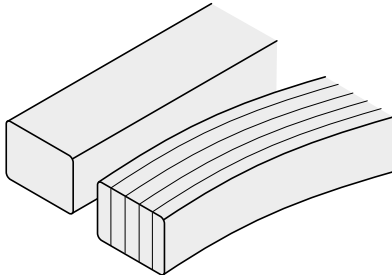
Strike Plate - Flush Bolt / Head / Passive / Stainless Steel

		ACP Order No.	AW Order No.
		113438	

Dust Cup - GU / Active / Hook Bolt

	Note: Used behind flush bolt strike plates.	ACP Order No.	AW Order No.
		113437	

Filler Block - Frame / Stationary / Lineal & Curved *Ref. No. 6 [page 39](#)*

	Note: Replaces weatherseal on stationary doors. Available in pine, oak, mahogany, Douglas fir, cherry, maple, alder, and prefinished white.	ACP Order No.	AW Order No.
		PF1509	

Andersen® Clad Outswing Commercial Doors (2001 to Present)

Single and Double Doors

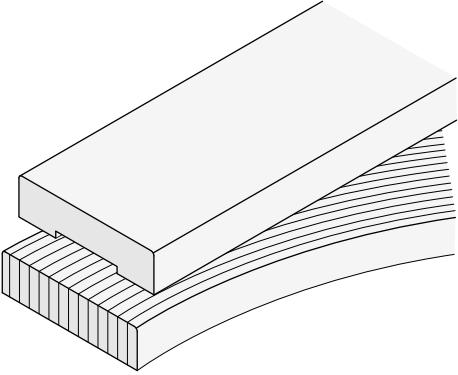
Joining Components

Mullion Covers - Interior

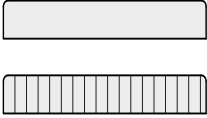
Mullion Covers - Interior / Horizontal & Vertical / Lineal & Curved / Wood

Note:

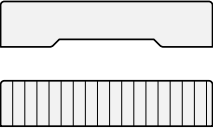
Available in pine, oak, mahogany, Douglas fir, cherry, maple, alder, and prefinished white. Vertical mullion covers are 1/4" thick and horizontal mullion covers are 3/8" thick. Lineal and curved have same order number. WMC38 shown below. Custom widths available.

	Orientation	Mullion Width	ACP Order No.	AW Order No.
	Vertical (1/4" Thick)	Direct	WMC14	
		1/2"	PF2037	
		3/4"	PF2049	
		1"	PF2033	
		2"	PF2034	
		3 1/2"	PF2306	
	Horizontal (3/8" Thick)	Direct	WMC38	
		1/2"	PF1663	
		3/4"	PF2048	
		1"	PF2011	
		2"	PF2012	
		3 1/2"	NA	

Mullion Cover - Interior / 3/8" Mullion / Vertical / Lineal & Curved / Wood *(Prior to December 2010)*

	<p>Note: Available in pine, oak, mahogany, Douglas fir, cherry, maple, alder, and prefinished white.</p>	ACP Order No.	AW Order No.
		PF2037	

Mullion Cover - Interior / 3/8" Mullion / Horizontal / Lineal & Curved / Wood *(Prior to December 2010)*


	<p>Note: Available in pine, oak, mahogany, Douglas fir, cherry, maple, alder, and prefinished white.</p>	ACP Order No.	AW Order No.
		PF1974	

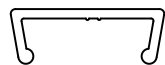
Joining Components

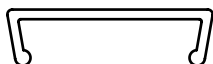
Mullion Covers - Exterior


Note:


All exterior mullion covers available in 21 standard and any custom color.

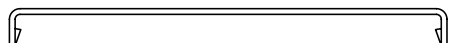
Mullion Cover - Exterior / Direct Mullion / Aluminum			
		ACP Order No.	AW Order No.
		PF2071	

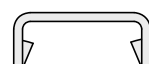
Mullion Cover - Exterior / 1/2" Mullion / Aluminum			
		ACP Order No.	AW Order No.
		PF2074	

Mullion Cover - Exterior / 3/4" Mullion / Aluminum			
		ACP Order No.	AW Order No.
		PF2075	

Mullion Cover - Exterior / 1" Mullion / Aluminum			
		ACP Order No.	AW Order No.
		PF2441	

Mullion Cover - Exterior / 2" Mullion / Aluminum			
		ACP Order No.	AW Order No.
		PF2076	

Mullion Cover - Exterior / 3 1/2" Mullion / Aluminum			
		ACP Order No.	AW Order No.
		PF2077	

Mullion Cover - Exterior / 3/8" Mullion / Aluminum <i>(Prior to November 2010)</i>			
		ACP Order No.	AW Order No.
		PF1069	

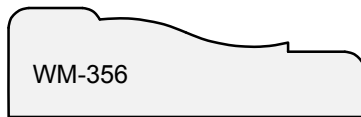
Interior Casing

Casing Profiles

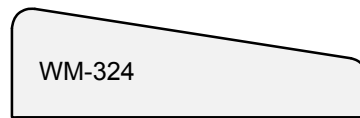
Note:

Interior casings are available in both lineal & curved and in pine, oak, mahogany, Douglas fir, cherry, maple, alder, and prefinished white.

Interior Casing - Lineal and Curved / Wood / 2 ¼"



2 ¼" Colonial



2 ¼" Ranch

Interior Casing - Lineal and Curved / Wood / 2 ½"



2 ½" Ranch



2 ½" Colonial

Interior Casing - Lineal and Curved / Wood / 2 ¾"




Interior Casing

Interior Casing - Lineal and Curved / Wood / 3 ¼"




B1211



WM-445

Interior Casing - Lineal and Curved / Wood / 3 ½"




WM-444

3 ½" Colonial




PF1111



AC3121




RB-3



LWM673



L-366



PF1030



PF1039



S4SFLAT

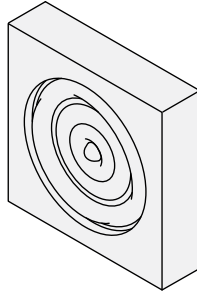
Andersen® Clad Outswing Commercial Doors (2001 to Present)

Single and Double Doors

Interior Casing

Casing Parts

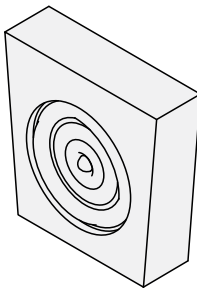
Corner Block



	3" × 3"		3 ⁵ / ₈ " × 3 ⁵ / ₈ "		4" × 4"	
Species	ACP Order No.	AW Order No.	ACP Order No.	AW Order No.	ACP Order No.	AW Order No.
Pine	105		111		981	
Oak	113		534		982	
Mahogany	103706		103708		103710	
Maple	104224		104225		104226	

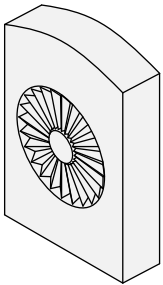
	4 ⁵ / ₈ " × 4 ⁵ / ₈ "					
Species	ACP Order No.	AW Order No.				
Pine	1304					
Oak	1305					
Mahogany	103712					
Maple	104227					

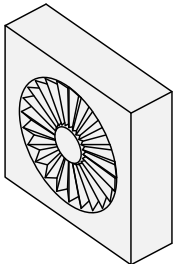
Keystone



	2 ⁷ / ₈ " × 2 ⁷ / ₈ "		3 ³ / ₄ " × 3 ³ / ₄ "		4 ¹ / ₂ " × 4 ¹ / ₂ "	
Species	ACP Order No.	AW Order No.	ACP Order No.	AW Order No.	ACP Order No.	AW Order No.
Pine	2148		642		2152	
Oak	2149		190		2153	
Mahogany	103698		103700		103702	
Maple	104220		104221		104222	

Interior Casing

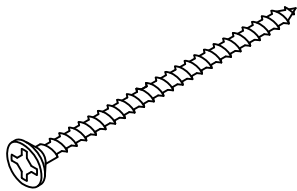
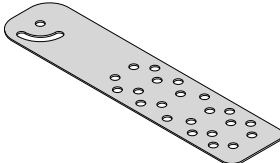
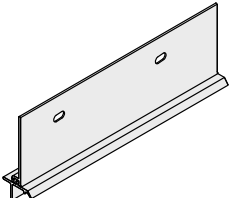
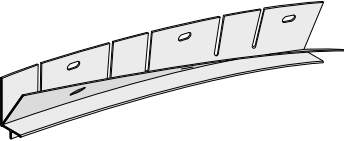

Plinth Block - Arch					
		2 ⁷ / ₈ " × 4"		3 ⁷ / ₈ " × 5 ¹ / ₄ "	
	Species	ACP Order No.	AW Order No.	ACP Order No.	AW Order No.
	Maple	107003	9050776	107005	9050778
	Oak	107002	9050775	107004	9050777
	Mahogany	109825		109827	
	Douglas Fir	109821		109823	
	Cherry	109817		109819	

Plinth Block					
		2 ⁷ / ₈ " × 2 ⁷ / ₈ "		3 ⁷ / ₈ " × 3 ⁷ / ₈ "	
	Species	ACP Order No.	AW Order No.	ACP Order No.	AW Order No.
	Maple	106999	9050772	107001	9050774
	Oak	106998	9050771	107000	9050773
	Mahogany	109824		109826	
	Douglas Fir	109820		109822	
	Cherry	109816		109818	

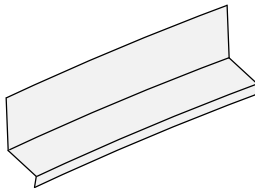
Andersen® Clad Outswing Commercial Doors (2001 to Present)

Single and Double Doors

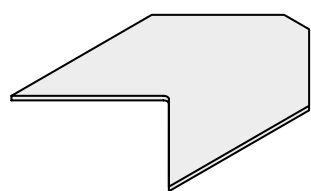
Installation Components

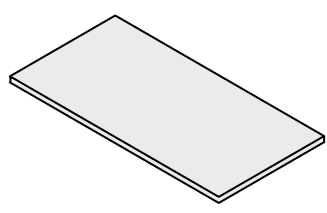
Installation Components				
Anchor Screw - Jamb				
	Description	Finish	ACP Order No.	AW Order No.
	#10 - 12 × 3" FH	Stainless Steel	472	9050918
		Black	113239	9050916
		White	113240	9050917
		Polished Brass	113242	
Installation Clips - 6"				
			ACP Order No.	AW Order No.
			112736	9050825
Installation Flange - Lineal Ref. No. 8 page 38 and 39				
			ACP Order No.	AW Order No.
			PF2079	
Installation Flange - Flexible Ref. No. 9 page 38 and 39				
			ACP Order No.	AW Order No.
			PF2080	
Installation Flange - used with PF2088 Aluminum Brickmould				
			ACP Order No.	AW Order No.
			PF2081	

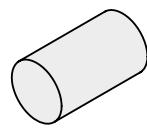
Installation Components

Flexible Drip Cap				
		Color	ACP Order No.	AW Order No.
		White	103252	
		Beige	103253	

Drip Cap - Aluminum			
		ACP Order No.	AW Order No.
		PF2085	

Corner Gasket - Installation Flange			
		ACP Order No.	AW Order No.
		113018	

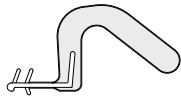
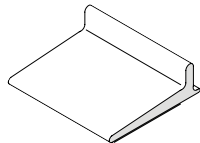
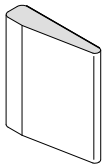
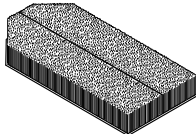

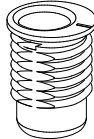
Straight Gasket - Installation Flange			
		ACP Order No.	AW Order No.
		113203	

Wood Plug - 3/8" Diameter				
		Species	ACP Order No.	AW Order No.
		Mahogany	109872	
		Douglas Fir	109873	
		Alder	109874	
		Cherry	109875	
		Oak	109876	
		Pine	109877	
		Maple	109878	

Andersen® Clad Outswing Commercial Doors (2001 to Present)

Service Replacement

Service Replacement Parts

Service Parts				
Weatherseal - Long Reach / 97"				
		Color	ACP Order No.	AW Order No.
		White	104602	9050748
		Bronze	104604	9050749
Corner Pad - Frame / 2" / Contoured				
	Note: Available in white and bronze.	Color	ACP Order No.	AW Order No.
		White	106297	
		Bronze	106299	
Corner Pad - 3/8" x 2"				
		Color	AAP Order No.	AW Order No.
		Bronze	106068	
Dust Plug - Frame / 1" x 2"				
	Note: Available in gray.	ACP Order No.		AW Order No.
		112763		
Touch-Up Paint				
		Color	ACP Order No.	AW Order No.
		White	104585	
		Terratone®	104586	
		Sandtone	104587	
		Forest Green	104588	
Shoot Bolt Receiver - Adjustable / Passive Lock (Prior to December 2010)				
		Order No.		Order No.

Notes
